

Part-B

BUDGET IN BRIEF

Statistical Data
All States

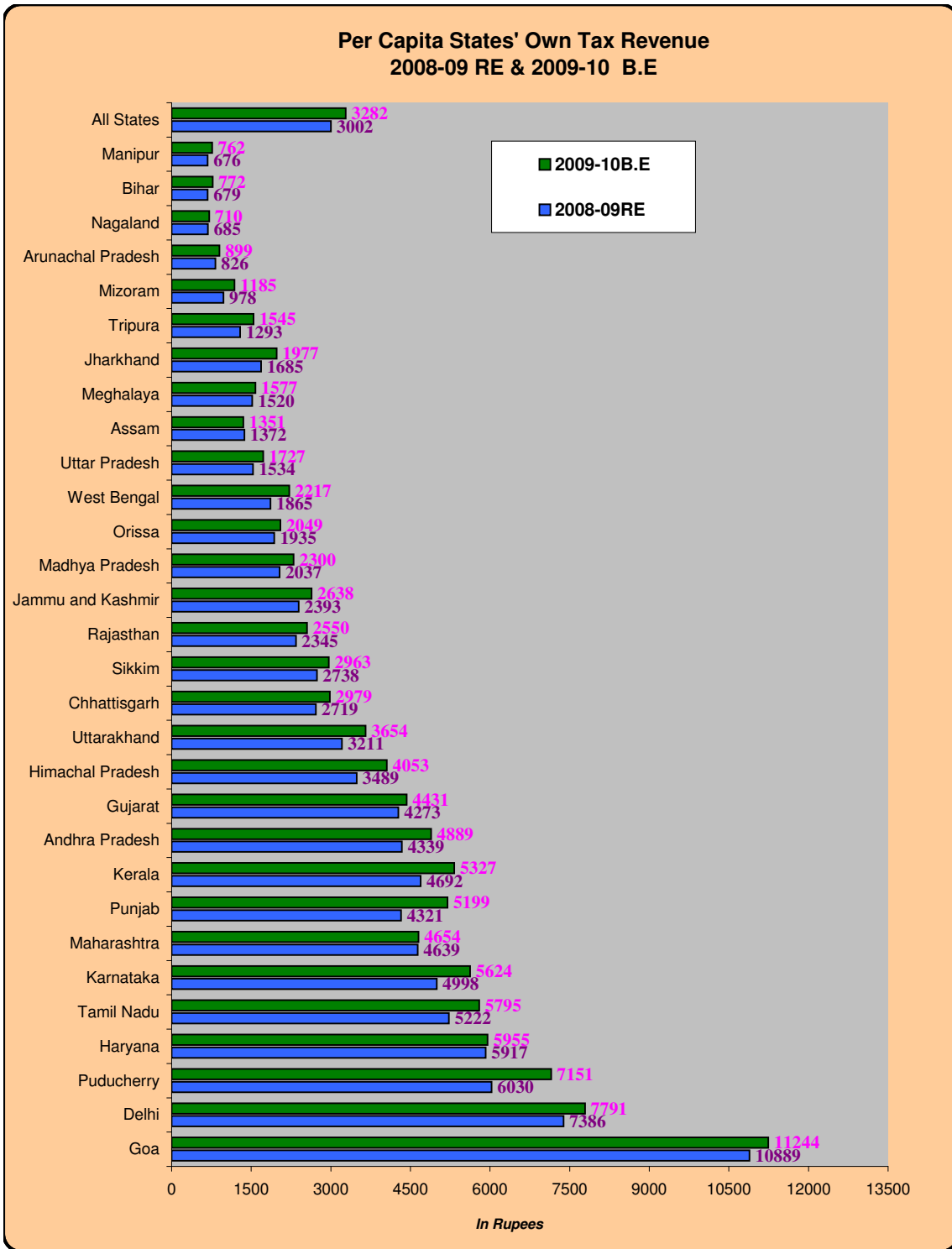
Table B-1
PER CAPITA STATES' OWN TAX REVENUE

(In Rupees)

| Sl. No. | States | Accounts | | | | | | | | | 2008-09 RE | 2009-10 B.E | Index of 2009-10 over 1990-91 |
|-----------|-------------------|------------|-------------|-------------|-------------|-------------|-------------|-------------|-------------|-------------|-------------|-------------|-------------------------------|
| | | 1990-91 | 2000-01 | 2001-02 | 2002-03 | 2003-04 | 2004-05 | 2005-06 | 2006-07 | 2007-08 | | | |
| 1 | 2 | 3 | 4 | 5 | 6 | 7 | 8 | 9 | 10 | 11 | 12 | 13 | 14 |
| 1 | Andhra Pradesh | 417 | 1398 | 1659 | 1635 | 1767 | 2055 | 2400 | 2956 | 3531 | 4339 | 4889 | 1172.42 |
| 2 | Arunachal Pradesh | 33 | 174 | 313 | 327 | 381 | 431 | 530 | 663 | 828 | 826 | 899 | 2724.24 |
| 3 | Assam | 171 | 539 | 588 | 707 | 743 | 958 | 1122 | 1190 | 1156 | 1372 | 1351 | 790.06 |
| 4 | Bihar | 134 | 294 | 295 | 323 | 386 | 377 | 395 | 440 | 552 | 679 | 772 | 576.12 |
| 5 | Chhattisgarh* | | | 958 | 1087 | 1186 | 1450 | 1786 | 2185 | 2450 | 2719 | 2979 | |
| 6 | Delhi* | | 3151 | 3553 | 3673 | 3939 | 4616 | 5635 | 6210 | 7148 | 7386 | 7791 | |
| 7 | Goa | 652 | 3228 | 4236 | 4314 | 4949 | 5807 | 7223 | 8269 | 8824 | 10889 | 11244 | 1724.54 |
| 8 | Gujarat | 591 | 1875 | 1828 | 1831 | 2114 | 2414 | 2882 | 3340 | 3922 | 4273 | 4431 | 749.75 |
| 9 | Haryana | 660 | 2174 | 2359 | 2552 | 2868 | 3305 | 3967 | 4699 | 4893 | 5917 | 5955 | 902.27 |
| 10 | Himachal Pradesh | 95 | 1085 | 1507 | 1432 | 1571 | 1977 | 2340 | 2563 | 3001 | 3489 | 4053 | 4266.32 |
| 11 | Jammu and Kashmir | 223 | 752 | 852 | 928 | 1066 | 1259 | 1474 | 1610 | 2072 | 2393 | 2638 | 1182.96 |
| 12 | Jharkhand* | | | 771 | 824 | 810 | 841 | 996 | 1063 | 1194 | 1685 | 1977 | |
| 13 | Karnataka | 521 | 1736 | 1868 | 1939 | 2305 | 2911 | 3335 | 4123 | 4566 | 4998 | 5624 | 1079.46 |
| 14 | Kerala | 450 | 1820 | 1860 | 2257 | 2473 | 2710 | 2926 | 3537 | 4057 | 4692 | 5327 | 1183.78 |
| 15 | Madhya Pradesh | 276 | 707 | 779 | 989 | 1066 | 1196 | 1375 | 1551 | 1779 | 2037 | 2300 | 833.33 |
| 16 | Maharashtra | 686 | 2165 | 2200 | 2299 | 2499 | 2998 | 3240 | 3822 | 4468 | 4639 | 4654 | 678.43 |
| 17 | Manipur | 327 | 195 | 218 | 266 | 278 | 323 | 373 | 471 | 631 | 676 | 762 | 233.03 |
| 18 | Meghalaya | 315 | 487 | 590 | 612 | 741 | 855 | 1027 | 1223 | 1276 | 1520 | 1577 | 500.63 |
| 19 | Mizoram | 49 | 152 | 215 | 306 | 366 | 422 | 580 | 703 | 809 | 978 | 1185 | 2418.37 |
| 20 | Nagaland | 212 | 334 | 264 | 301 | 329 | 373 | 497 | 554 | 612 | 685 | 710 | 334.91 |
| 21 | Orissa | 161 | 609 | 672 | 767 | 870 | 1087 | 1287 | 1543 | 1746 | 1935 | 2049 | 1272.67 |
| 22 | Punjab | 215 | 2080 | 1985 | 2297 | 2439 | 2721 | 3478 | 3447 | 3751 | 4321 | 5199 | 2418.14 |
| 23 | Rajasthan | 656 | 990 | 1004 | 1070 | 1215 | 1384 | 1595 | 1840 | 2094 | 2345 | 2550 | 388.72 |
| 24 | Sikkim | 283 | 1177 | 1489 | 1901 | 1918 | 2052 | 2556 | 2970 | 3394 | 2738 | 2963 | 1047.00 |
| 25 | Tamil Nadu | 277 | 1988 | 2095 | 2273 | 2501 | 3006 | 3588 | 4234 | 4513 | 5222 | 5795 | 2092.06 |
| 26 | Tripura | 100 | 332 | 497 | 562 | 670 | 714 | 870 | 991 | 1075 | 1293 | 1545 | 1545.00 |
| 27 | Uttarakhand* | | | 1055 | 1173 | 1383 | 1603 | 1949 | 2703 | 2924 | 3211 | 3654 | |
| 28 | Uttar Pradesh | 559 | 645 | 622 | 744 | 776 | 878 | 1034 | 1237 | 1336 | 1534 | 1727 | 308.94 |
| 29 | West Bengal | 235 | 749 | 811 | 859 | 1055 | 1178 | 1217 | 1354 | 1524 | 1865 | 2217 | 943.40 |
| 30 | Puducherry* | | | | | | | | 5419 | 5697 | 6030 | 7151 | |
| | All States | 367 | 1183 | 1251 | 1347 | 1491 | 1735 | 1998 | 2342 | 2649 | 3002 | 3282 | 894.28 |

* Index not calculated since the previous years figures are not available

Source: State Finances- A Study of Budgets of 2009-10, RBI



Refer Table B-1

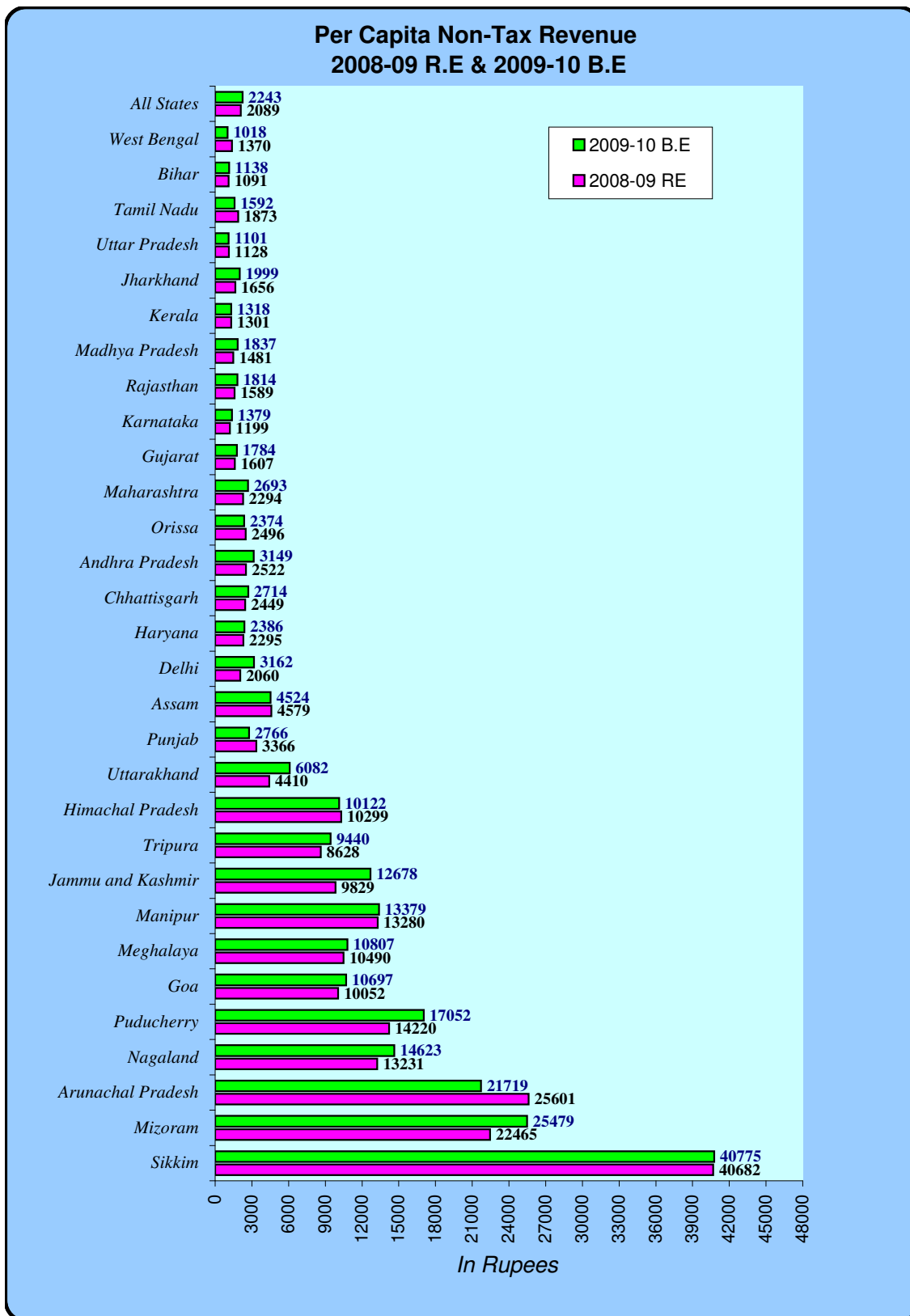
Table B-2(a)
PER CAPITA NON -TAX REVENUE

(In Rupees)

| Sl.No | States | Accounts | | | | | | | 2008-09 R.E | 2009-10 B.E | Index of 2009-10 over 2001-02 |
|-------|-------------------|------------|------------|------------|------------|-------------|-------------|-------------|----------------|----------------|--|
| | | 2001-02 | 2002-03 | 2003-04 | 2004-05 | 2005-06 | 2006-07 | 2007-08 | | | |
| 1 | 2 | 3 | 4 | 5 | 6 | 7 | 8 | 9 | 10 | 11 | 12 |
| 1 | Andhra Pradesh | 823 | 1036 | 1023 | 814 | 1086 | 1415 | 1737 | 2522 | 3149 | 383 |
| 2 | Arunachal Pradesh | 8831 | 12261 | 12110 | 10974 | 13017 | 18378 | 20837 | 25601 | 21719 | 246 |
| 3 | Assam | 1014 | 1291 | 1269 | 1638 | 1998 | 2147 | 2426 | 4579 | 4524 | 446 |
| 4 | Bihar | 194 | 307 | 302 | 366 | 427 | 628 | 689 | 1091 | 1138 | 587 |
| 5 | Chhattisgarh | 580 | 842 | 825 | 963 | 1005 | 1388 | 1842 | 2449 | 2714 | 468 |
| 6 | Delhi | 985 | 1010 | 980 | 946 | 1200 | 1246 | 1899 | 2060 | 3162 | 321 |
| 7 | Goa | 8894 | 5568 | 5417 | 5433 | 5452 | 6441 | 7736 | 10052 | 10697 | 120 |
| 8 | Gujarat | 1038 | 982 | 967 | 948 | 1101 | 1467 | 1501 | 1607 | 1784 | 172 |
| 9 | Haryana | 1034 | 1331 | 1308 | 1372 | 1562 | 2463 | 2737 | 2295 | 2386 | 231 |
| 10 | Himachal Pradesh | 4073 | 4111 | 4066 | 4494 | 7140 | 8588 | 9791 | 10299 | 10122 | 249 |
| 11 | Jammu and Kashmir | 5235 | 6211 | 6041 | 6619 | 7582 | 7268 | 8961 | 9829 | 12678 | 242 |
| 12 | Jharkhand | 680 | 1090 | 1073 | 851 | 1063 | 1087 | 1098 | 1656 | 1999 | 294 |
| 13 | Karnataka | 539 | 918 | 907 | 1199 | 1344 | 1577 | 1473 | 1199 | 1379 | 256 |
| 14 | Kerala | 477 | 530 | 524 | 645 | 897 | 898 | 1005 | 1301 | 1318 | 276 |
| 15 | Madhya Pradesh | 512 | 521 | 511 | 1061 | 776 | 1056 | 1253 | 1481 | 1837 | 359 |
| 16 | Maharashtra | 655 | 587 | 578 | 667 | 958 | 1532 | 2299 | 2294 | 2693 | 411 |
| 17 | Manipur | 4117 | 4529 | 4467 | 5462 | 7742 | 8933 | 12031 | 13280 | 13379 | 325 |
| 18 | Meghalaya | 3567 | 4210 | 4154 | 4402 | 4649 | 5581 | 6233 | 10490 | 10807 | 303 |
| 19 | Mizoram | 9034 | 13218 | 13032 | 13929 | 14465 | 16770 | 16690 | 22465 | 25479 | 282 |
| 20 | Nagaland | 6636 | 9899 | 9775 | 7620 | 9016 | 10873 | 11491 | 13231 | 14623 | 220 |
| 21 | Orissa | 526 | 750 | 741 | 962 | 1082 | 1462 | 1850 | 2496 | 2374 | 451 |
| 22 | Punjab | 1440 | 2107 | 2079 | 2335 | 2612 | 2375 | 2790 | 3366 | 2766 | 192 |
| 23 | Rajasthan | 637 | 783 | 767 | 829 | 913 | 1145 | 1416 | 1589 | 1814 | 285 |
| 24 | Sikkim | 30407 | 20195 | 19909 | 29265 | 28385 | 29513 | 36989 | 40682 | 40775 | 134 |
| 25 | Tamil Nadu | 473 | 668 | 661 | 755 | 865 | 1029 | 1499 | 1873 | 1592 | 337 |
| 26 | Tripura | 4626 | 4990 | 4919 | 5825 | 6830 | 7183 | 7762 | 8628 | 9440 | 204 |
| 27 | Uttarakhand | 1752 | 2226 | 2188 | 2354 | 2996 | 4009 | 3977 | 4410 | 6082 | 347 |
| 28 | Uttar Pradesh | 306 | 277 | 272 | 384 | 454 | 774 | 772 | 1128 | 1101 | 360 |
| 29 | West Bengal | 463 | 305 | 301 | 428 | 782 | 651 | 733 | 1370 | 1018 | 220 |
| 30 | Puducherry | | | | | | 12503 | 12939 | 14220 | 17052 | |
| | All States | 736 | 773 | 835 | 958 | 1144 | 1433 | 1687 | 2089 | 2243 | 305 |

Non-Tax Revenue includes State's own Non-tax Revenue + Grants from the Centre

Source: State Finances- A Study of Budgets of 2009-10 , RBI



Refer Table B-2(a)

Table B-2(b)
OWN TAX & NON -TAX REVENUE GSDP RATIO

| Sl. No | States | Own Tax Revenue/GSDP | | | | | | | NonTax Revenue/GSDP | | | | | | |
|--------|---------------|----------------------|--------------|--------------|--------------|--------------|--------------|--------------|---------------------|--------------|--------------|--------------|--------------|--------------|--------------|
| | | 2002-03 | 2003-04 | 2004-05 | 2005-06 | 2006-07 | 2007-08 | 2008-09 RE | 2002-03 | 2003-04 | 2004-05 | 2005-06 | 2006-07 | 2007-08 | 2008-09 RE |
| 1 | 2 | 3 | 4 | 5 | 6 | 7 | 8 | 9 | 10 | 11 | 12 | 13 | 14 | 15 | 16 |
| 1 | Andhra Pr | 0.078 | 0.076 | 0.078 | 0.081 | 0.086 | 0.088 | 0.096 | 0.037 | 0.044 | 0.031 | 0.037 | 0.041 | 0.043 | 0.056 |
| 2 | Arunachal Pr | 0.018 | | 0.018 | 0.021 | 0.023 | 0.027 | | 0.476 | 0.476 | 0.452 | 0.507 | 0.637 | 0.670 | |
| 3 | Assam | 0.053 | 0.052 | 0.053 | 0.056 | 0.055 | 0.048 | 0.052 | 0.083 | 0.088 | 0.090 | 0.100 | 0.099 | 0.100 | 0.174 |
| 4 | Bihar | 0.049 | 0.056 | 0.045 | 0.045 | 0.040 | 0.044 | 0.048 | 0.037 | 0.044 | 0.044 | 0.048 | 0.058 | 0.055 | 0.077 |
| 5 | Chhattisgarh | 0.078 | | 0.070 | 0.078 | 0.087 | 0.083 | 0.078 | 0.059 | 0.059 | 0.047 | 0.044 | 0.055 | 0.062 | 0.071 |
| 6 | Delhi | 0.071 | | 0.077 | 0.085 | 0.081 | 0.082 | | 0.018 | 0.018 | 0.016 | 0.018 | 0.016 | 0.022 | |
| 7 | Goa | 0.071 | | 0.075 | 0.088 | 0.085 | 0.079 | | 0.132 | 0.132 | 0.070 | 0.067 | 0.066 | 0.069 | |
| 8 | Gujarat | 0.067 | 0.067 | 0.070 | 0.072 | 0.070 | 0.071 | | 0.050 | 0.031 | 0.027 | 0.028 | 0.031 | 0.027 | |
| 9 | Haryana | 0.084 | 0.085 | 0.083 | 0.085 | 0.084 | 0.076 | 0.079 | 0.035 | 0.039 | 0.035 | 0.034 | 0.044 | 0.042 | 0.031 |
| 10 | Himachal Pr | 0.056 | | 0.054 | 0.059 | 0.058 | 0.061 | | 0.152 | | 0.124 | 0.180 | 0.194 | 0.198 | |
| 11 | J&Kashmir | | | 0.058 | | | | | | | 0.303 | 0.303 | 0.303 | 0.303 | |
| 12 | Jharkhand | 0.069 | | 0.042 | 0.046 | 0.049 | 0.051 | 0.067 | 0.085 | 0.085 | 0.043 | 0.049 | 0.051 | 0.047 | 0.066 |
| 13 | Karnataka | 0.092 | | 0.105 | 0.109 | 0.113 | | 0.106 | 0.026 | 0.026 | 0.043 | 0.044 | 0.043 | 0.035 | 0.025 |
| 14 | Kerala | 0.090 | 0.090 | 0.084 | 0.082 | 0.078 | 0.078 | 0.079 | 0.020 | 0.019 | 0.020 | 0.025 | 0.020 | 0.019 | 0.022 |
| 15 | Madhya Pr | 0.075 | 0.067 | 0.072 | 0.078 | 0.080 | 0.084 | | 0.042 | 0.032 | 0.064 | 0.044 | 0.055 | 0.059 | |
| 16 | Maharashtra | 0.078 | 0.077 | 0.081 | 0.078 | 0.079 | 0.080 | | 0.021 | 0.018 | 0.018 | 0.023 | 0.032 | 0.041 | |
| 17 | Manipur | 0.018 | 0.017 | 0.016 | 0.017 | 0.022 | 0.025 | 0.025 | 0.292 | 0.273 | 0.272 | 0.345 | 0.427 | 0.481 | 0.495 |
| 18 | Meghalaya | 0.033 | | 0.035 | 0.039 | 0.044 | 0.042 | | 0.223 | | 0.179 | 0.177 | 0.200 | 0.205 | |
| 19 | Mizoram | | | 0.016 | 0.020 | 0.023 | 0.023 | 0.026 | | | 0.532 | 0.509 | 0.538 | 0.484 | 0.595 |
| 20 | Nagaland | | | 0.015 | | | | | | | 0.299 | 0.299 | 0.299 | 0.299 | |
| 21 | Orissa | 0.064 | 0.064 | 0.058 | 0.064 | 0.065 | 0.064 | 0.063 | 0.062 | 0.055 | 0.052 | 0.054 | 0.062 | 0.068 | 0.081 |
| 22 | Punjab | 0.080 | 0.079 | 0.072 | 0.082 | 0.074 | 0.071 | 0.073 | 0.066 | 0.067 | 0.062 | 0.062 | 0.051 | 0.053 | 0.057 |
| 23 | Rajasthan | 0.073 | 0.072 | 0.073 | 0.080 | 0.076 | 0.075 | 0.074 | 0.044 | 0.046 | 0.044 | 0.046 | 0.047 | 0.051 | 0.050 |
| 24 | Sikkim | 0.084 | 0.080 | 0.073 | 0.082 | 0.085 | 0.086 | 0.062 | 1.517 | 0.825 | 1.041 | 0.907 | 0.844 | 0.938 | 0.920 |
| 25 | Tamil Nadu | 0.093 | 0.094 | 0.096 | 0.104 | 0.100 | 0.097 | 0.102 | 0.022 | 0.025 | 0.024 | 0.025 | 0.024 | 0.032 | 0.036 |
| 26 | Tripura | | | | 0.032 | 0.033 | | | | | | 0.255 | 0.241 | | |
| 27 | Uttarakhand | | | 0.063 | 0.069 | 0.080 | 0.077 | 0.076 | | | 0.093 | 0.106 | 0.119 | 0.105 | 0.104 |
| 28 | Uttar Pradesh | 0.063 | | 0.065 | 0.067 | 0.074 | 0.072 | 0.073 | 0.021 | | 0.028 | 0.030 | 0.046 | 0.042 | 0.054 |
| 29 | West Bengal | 0.042 | | 0.048 | 0.044 | 0.044 | 0.043 | | 0.017 | | 0.017 | 0.028 | 0.021 | 0.021 | |
| 30 | Puducherry | | | | | 0.067 | 0.063 | 0.062 | | | | | 0.155 | 0.144 | 0.145 |

Source: (1) State Finances- A Study of Budgets of 2009-10 RBI

(2) GSDP-(i) Website of Central Statistical Organisation as on 12-11-10, New Series(Base Year 1999-2000)

(3). Columns which are left as blank is due to the non availability of GSDP figures of respective states

Table B-3
ELASTICITY OF TAX EFFORT - ALL STATES

| Sl.No | States | 1980-81 to 1990-91 | 1980-81 to 1993-94 | 1980-81 to 1994-95 | States | 2001-02 | 2002-03 | 2003-04 | 2004-05 | 2005-06 | 2006-07 | 2007-08 | 2008-09 |
|---|-------------|--------------------|--------------------|--------------------|-------------------|-------------|-------------|-------------|-------------|-------------|-------------|-------------|---------|
| 1 | 2 | 3 | 4 | 5 | 6 | 7 | 8 | 9 | 10 | 11 | 12 | 13 | 14 |
| 1 | Andhra Pr | 1.14 | 0.99 | 1.06 | Andhra Pradesh | 2.19 | 0.07 | 0.66 | 1.72 | 1.44 | 1.60 | 1.07 | -0.24 |
| 2 | Assam | 2.01 | 1.82 | 1.66 | Arunachal Pradesh | 3.67 | -3.30 | 1.27 | 0.91 | 12.84 | 1.64 | 3.12 | |
| 3 | Gujarat | 1.35 | 1.35 | 1.3 | Assam | 2.74 | 1.92 | 0.78 | 2.91 | 1.86 | 0.82 | -0.37 | -0.20 |
| 4 | Haryana | 1.17 | 1.14 | 1.15 | Bihar | 44.96 | 0.99 | 32.05 | -0.05 | 0.89 | 0.49 | 1.72 | -0.25 |
| 5 | Himachal Pr | 1.59 | 1.55 | 1.57 | Delhi | 1.40 | 0.89 | 0.93 | 1.44 | 1.71 | 0.73 | 1.05 | |
| 6 | Kerala | 1.38 | 1.52 | 1.59 | Goa | 2.77 | 0.42 | 1.21 | 0.83 | 1.82 | 1.22 | 0.21 | |
| 7 | Karnataka | 1.44 | 1.42 | 1.37 | Gujarat | 0.21 | 0.18 | 0.84 | 1.80 | 1.02 | 1.04 | 1.05 | |
| 8 | Meghalaya | 2.1 | 1.86 | | Haryana | 1.24 | 1.11 | 1.00 | 1.32 | 1.67 | 0.91 | -0.07 | -0.23 |
| 9 | Uttar Pr | 1.56 | 1.34 | 1.4 | Himachal Pradesh | 2.61 | -0.30 | 1.33 | 2.27 | 1.82 | 1.04 | 1.65 | |
| 10 | Tamilnadu | 1.5 | 1.26 | 1.31 | Jammu & Kashmir | 1.86 | 1.10 | 1.97 | 2.36 | 2.26 | 1.34 | 2.19 | |
| 11 | West Bengal | 1.21 | 1.09 | 1.33 | Karnataka | 3.39 | 0.84 | 2.59 | 1.42 | 0.89 | 2.19 | 0.74 | -0.11 |
| Note.- Elasticity of tax effort - The rate of increase in tax receipts if the rate of increase in State income is 1 or Unity ie. $(T_i - T_o)Y_o / (Y_i - Y_o)T_o$, where, | | | | | Kerala | 0.14 | 2.01 | 0.92 | 0.46 | 0.61 | 1.79 | 1.04 | |
| | | | | | Madhya Pradesh | -1.81 | -28.11 | 0.54 | 4.73 | 1.95 | 1.35 | 1.67 | |
| To- State Own's Tax receipts in the first year of the period | | | | | Maharashtra | 1.06 | 0.73 | 0.75 | 1.68 | 0.73 | 1.23 | 1.15 | |
| | | | | | Manipur | 0.83 | 5.98 | 0.46 | 1.26 | 1.64 | 4.04 | 2.59 | -0.08 |
| Ti- State Own's Tax receipts in the last year of the period | | | | | Meghalaya | 1.13 | 1.05 | 2.37 | 1.92 | 2.32 | 2.12 | 0.53 | |
| | | | | | Mizoram | 2.75 | 4.48 | 2.71 | 3.59 | 3.93 | 2.37 | 1.49 | -0.22 |
| Yo- State income (in current prices) of the first year of the period | | | | | Nagaland | -0.37 | 1.37 | 1.49 | 2.38 | 6.29 | | | |
| | | | | | Orissa | 1.78 | 2.14 | 0.67 | 1.69 | 2.03 | 1.14 | 0.95 | -0.12 |
| Yi - State income (in current prices) of the last year of the period | | | | | Punjab | -0.30 | 5.89 | 0.88 | 1.75 | 2.44 | 0.03 | 0.66 | -0.17 |
| | | | | | Rajasthan | 0.63 | -1.94 | 0.56 | 3.83 | 1.99 | 0.88 | 0.96 | -0.14 |
| Source:(1) NSDP figures from Website of Central Statistical Organisation as on 28-02-08, New Series(Base Year 1999-2000) | | | | | Sikkim | 1.87 | 2.45 | 0.19 | 0.68 | 1.92 | 1.43 | 1.08 | 0.18 |
| | | | | | Tamil Nadu | 7.89 | 1.96 | 0.99 | 1.41 | 1.28 | 1.04 | 0.64 | -0.17 |
| Source:(2)State Finances- A Study of Budgets of 2008-09 RBI. | | | | | Uttar Pradesh | -1.45 | 2.78 | 0.67 | 1.80 | 1.78 | 1.80 | 0.74 | -0.17 |
| | | | | | West Bengal | 1.11 | 1.25 | 1.95 | 1.33 | 0.50 | 0.80 | 0.86 | |

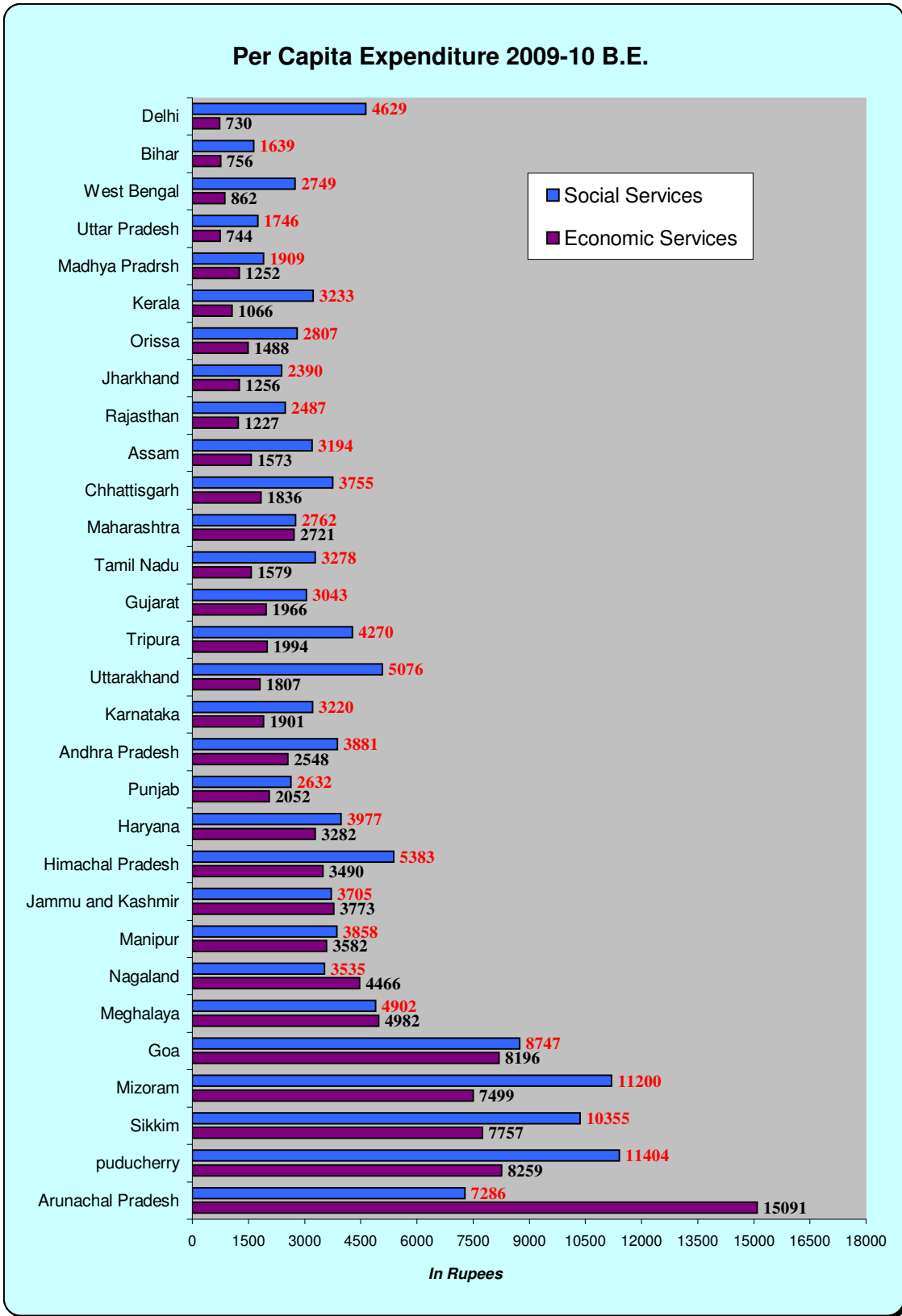
Note :Columns which are left as blank is due to the non availability of NSDP figures of respective States

Table B-4
PER CAPITA EXPENDITURE ON SOCIAL AND ECONOMIC SERVICES

(In Rupees)

| Sl No | States | Accounts | | | | | | | | | | 2008-09 R.E | | 2009-10 B.E | |
|-------|-------------------|------------------------------|-------------------|------------------------------|-------------------|------------------------------|-------------------|------------------------------|-------------------|------------------------------|-------------------|------------------------------|-------------------|------------------------------|-------------------|
| | | 2003-04 | | 2004-05 | | 2005-06 | | 2006-07 | | 2007-08 | | Social develop-ment services | Economic Services | Social develop-ment services | Economic Services |
| | | Social develop-ment services | Economic Services | Social develop-ment services | Economic Services | Social develop-ment services | Economic Services | Social develop-ment services | Economic Services | Social develop-ment services | Economic Services | | | | |
| 1 | 2 | 3 | 4 | 5 | 6 | 7 | 8 | 9 | 10 | 11 | 12 | 13 | 14 | 15 | 16 |
| 1 | Andhra Pr | 1314 | 941 | 1325 | 968 | 1519 | 1129 | 1899 | 1298 | 2288 | 2073 | 3428 | 2380 | 3881 | 2548 |
| 2 | Arunachal Pr | 3824 | 4593 | 4117 | 4773 | 4906 | 5222 | 5374 | 5972 | 5968 | 7879 | 7492 | 9996 | 7286 | 15091 |
| 3 | Assam | 1207 | 555 | 1504 | 799 | 1384 | 811 | 1529 | 912 | 1706 | 982 | 2832 | 1407 | 3194 | 1573 |
| 4 | Bihar | 598 | 233 | 540.7 | 230 | 761 | 262 | 863 | 438 | 1070 | 481 | 1563 | 737 | 1639 | 756 |
| 5 | Chhattisgarh | 1039 | 878 | 1092 | 865 | 1255 | 921 | 1498 | 965 | 1795 | 1369 | 3136 | 1725 | 3755 | 1836 |
| 6 | Delhi | 1680 | 310 | 1960 | 242 | 2087 | 361 | 2352 | 346 | 3168 | 383 | 4168 | 785 | 4629 | 730 |
| 7 | Goa | 3932 | 4304 | 4527 | 4357 | 4856 | 4681 | 5322 | 5451 | 6042 | 6559 | 8157 | 7741 | 8747 | 8196 |
| 8 | Gujarat | 1339 | 1046 | 1463 | 1171 | 1519 | 1064 | 1902 | 1169 | 2115 | 1422 | 2640 | 1843 | 3043 | 1966 |
| 9 | Haryana | 1353 | 1222 | 1429 | 1421 | 1746 | 1667 | 1985 | 2850 | 2417 | 2621 | 3131 | 3213 | 3977 | 3282 |
| 10 | Himachal Pr | 3085 | 1867 | 2986 | 1859 | 3608 | 2084 | 4002 | 2717 | 4406 | 3040 | 5383 | 3249 | 5383 | 3490 |
| 11 | Jammu and Kashmir | 1787 | 1179 | 1874 | 2373 | 2566 | 2647 | 2462 | 2558 | 2699 | 3079 | 2912 | 3396 | 3705 | 3773 |
| 12 | Jharkhand | 881 | 657 | 1053 | 858 | 1306 | 913 | 1577 | 1046 | 1688 | 1083 | 2141 | 1139 | 2390 | 1256 |
| 13 | Karnataka | 1277 | 853 | 1399 | 1179 | 1593 | 1423 | 1935 | 1848 | 2306 | 2013 | 2768 | 1695 | 3220 | 1901 |
| 14 | Kerala | 1536 | 917 | 1778 | 1000 | 1764 | 1128 | 1919 | 803 | 2312 | 836 | 2894 | 1128 | 3233 | 1066 |
| 15 | Madhya Pr | 836 | 986 | 872.8 | 611 | 1005 | 784 | 1122 | 723 | 1206 | 968 | 1615 | 1184 | 1909 | 1252 |
| 16 | Maharashtra | 1588 | 584 | 1719 | 1017 | 1924 | 900 | 2245 | 1115 | 2517 | 1244 | 3033 | 1085 | 2762 | 2721 |
| 17 | Manipur | 1874 | 1494 | 2089 | 1686 | 2688 | 2358 | 2573 | 3401 | 3080 | 2745 | 3723 | 3490 | 3858 | 3582 |
| 18 | Meghalaya | 1998 | 1287 | 2296 | 1859 | 2255 | 2010 | 2466 | 2369 | 3014 | 2887 | 4280 | 4744 | 4902 | 4982 |
| 19 | Mizoram | 4703 | 4209 | 5080 | 4299 | 5770 | 5256 | 6163 | 5275 | 7273 | 5908 | 9495 | 7621 | 11200 | 7499 |
| 20 | Nagaland | 2029 | 2478 | 2004 | 1931 | 2602 | 2679 | 2740 | 2852 | 3063 | 3365 | 3314 | 4389 | 3535 | 4466 |
| 21 | Orissa | 978 | 467 | 1036 | 456 | 1204 | 503 | 1328 | 706 | 1634 | 949 | 2586 | 1513 | 2807 | 1488 |
| 22 | Punjab | 1337 | 1167 | 1385 | 1464 | 1395 | 1437 | 1569 | 1442 | 1642 | 2076 | 2393 | 2050 | 2632 | 2052 |
| 23 | Rajasthan | 1198 | 546 | 1176 | 675 | 1290 | 756 | 1416 | 898 | 1609 | 1260 | 2143 | 1142 | 2487 | 1227 |
| 24 | Sikkim | 4669 | 4068 | 5380 | 4846 | 5865 | 4625 | 6103 | 4865 | 7517 | 5498 | 9266 | 7894 | 10355 | 7757 |
| 25 | Tamil Nadu | 1349 | 723 | 1504 | 847 | 1741 | 888 | 1986 | 1189 | 2396 | 1184 | 3340 | 1488 | 3278 | 1579 |
| 26 | Tripura | 2217 | 1257 | 2371 | 1261 | 2291 | 1421 | 2522 | 1187 | 2736 | 1376 | 3645 | 1854 | 4270 | 1994 |
| 27 | Uttarakhand | 1911 | 1134 | 2114 | 1209 | 2464 | 1323 | 2640 | 1477 | 3020 | 1560 | 2957 | 1819 | 5076 | 1807 |
| 28 | Uttar Pr | 591 | 1082 | 732 | 390 | 856 | 425 | 1035 | 506 | 1236 | 645 | 1674 | 828 | 1746 | 744 |
| 29 | West Bengal | 967 | 366 | 1024 | 422 | 1149 | 543 | 1317 | 521 | 1563 | 645 | 1985 | 1693 | 2749 | 862 |
| 30 | Puducherry | | | | | | | 6672 | 7217 | 7426 | 7049 | 9356 | 11127 | 11404 | 8259 |
| | All States | 1119 | 789 | 1212 | 775 | 1372 | 842 | 1618 | 1008 | 1895 | 1220 | 2529 | 1535 | 2751 | 1592 |

Source: State Finances- A Study of Budgets of 2009-10, RBI



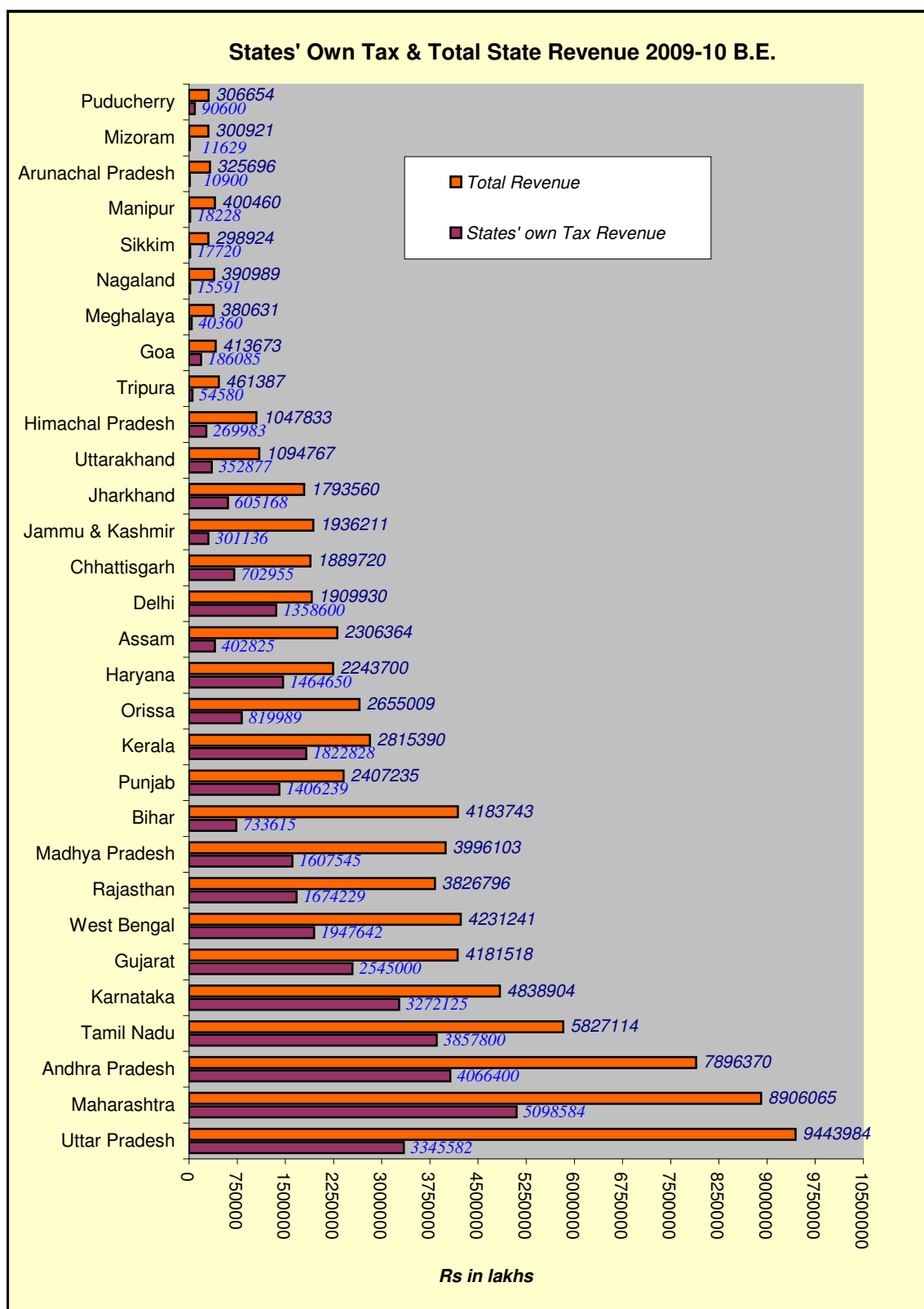
Refer Table B-4

Table B-5
STATES' OWN TAX REVENUE AS PERCENTAGE OF STATES' TOTAL REVENUE

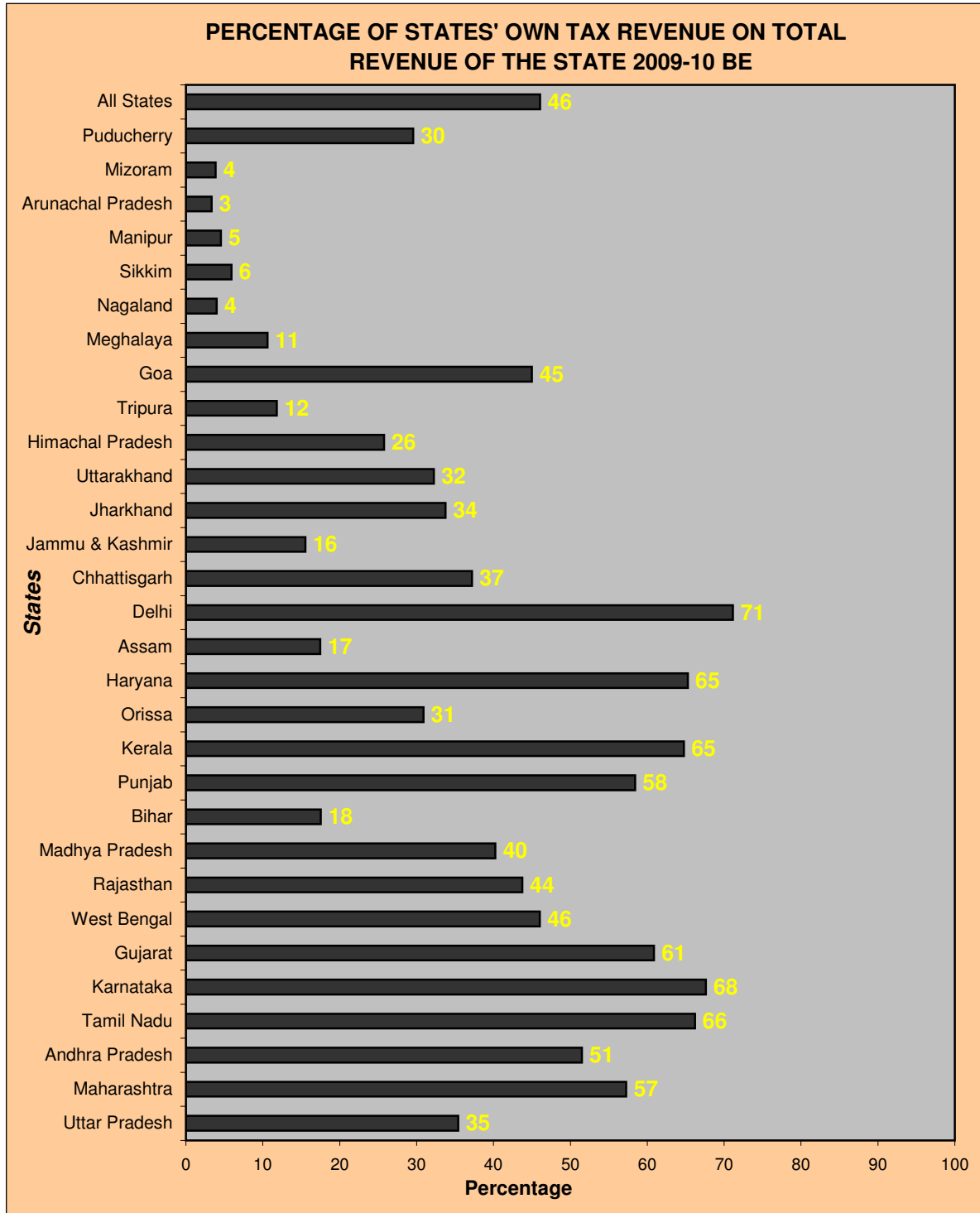
(Rs in lakhs)

| SI No | States | 2004-05 Accounts | | | 2005-06 Accounts | | | 2006-07 Accounts | | | 2007-08 Accounts | | | 2008-09 R.E | | | 2009-10 B.E | | |
|-------|-------------------|-------------------------|-----------------------|-------------|-------------------------|----------------------------|-------------|-------------------------|----------------------------|-------------|-------------------------|----------------------------|-------------|-------------------------|----------------------------|-------------|-------------------------|----------------------------|-----------|
| | | States' own tax revenue | States' total revenue | % | States' own tax revenue | Total revenue of the state | % | States' own tax revenue | Total revenue of the state | % | States' own tax revenue | Total revenue of the state | % | States' own tax revenue | Total revenue of the state | % | States' own tax revenue | Total revenue of the state | % |
| 1 | 2 | 3 | 4 | 5 | 6 | 7 | 8 | 9 | 10 | 11 | 12 | 13 | 14 | 15 | 16 | 17 | 18 | 19 | 20 |
| 1 | Andhra Pradesh | 1625450 | 2874950 | 56.5 | 1920740 | 3485119 | 55.1 | 2392621 | 4424549 | 54.1 | 2879405 | 5414255 | 53.2 | 3573995 | 6968595 | 51.3 | 4066400 | 7896370 | 51 |
| 2 | Arunachal Pradesh | 4949 | 150184 | 3.3 | 6171 | 184941 | 3.34 | 7819 | 259217 | 3.02 | 9807 | 300301 | 3 | 9895 | 368152 | 3 | 10900 | 325696 | 3 |
| 3 | Assam | 271332 | 993727 | 27.3 | 323220 | 1204537 | 26.8 | 348332 | 1366695 | 25.5 | 335950 | 1532491 | 21.9 | 403852 | 2330719 | 17.3 | 402825 | 2306364 | 17 |
| 4 | Bihar | 334186 | 1571415 | 21.3 | 356078 | 1783671 | 20 | 403307 | 2308318 | 17.5 | 508616 | 2820970 | 18 | 635625 | 3631723 | 17.5 | 733615 | 4183743 | 18 |
| 5 | Chhattisgarh | 322787 | 724887 | 44.5 | 405202 | 883851 | 45.8 | 504573 | 1144961 | 44.1 | 561808 | 1387867 | 40.5 | 632794 | 1677780 | 37.7 | 702955 | 1889720 | 37 |
| 6 | Delhi | 710613 | 856263 | 83 | 893928 | 1084354 | 82.4 | 1015580 | 1219360 | 83.3 | 1178280 | 1491238 | 79 | 1252300 | 1601498 | 78.2 | 1358600 | 1909930 | 71 |
| 7 | Goa | 85653 | 182002 | 47.1 | 109649 | 216887 | 50.6 | 129154 | 260976 | 49.5 | 135892 | 294391 | 46.2 | 173787 | 380581 | 45.7 | 186085 | 413673 | 45 |
| 8 | Gujarat | 1295755 | 2026495 | 63.9 | 1569791 | 2506687 | 62.6 | 1846459 | 3100222 | 59.6 | 2188557 | 3568985 | 61.3 | 2419365 | 3968353 | 61 | 2545000 | 4181518 | 61 |
| 9 | Haryana | 744003 | 1114906 | 66.7 | 907864 | 1385332 | 65.5 | 1092776 | 1795243 | 60.9 | 1161782 | 1975074 | 58.8 | 1430100 | 2177060 | 65.7 | 1464650 | 2243700 | 65 |
| 10 | Himachal Pradesh | 125188 | 463451 | 27 | 149702 | 655863 | 22.8 | 165638 | 783522 | 21.1 | 195818 | 914156 | 21.4 | 230098 | 1005111 | 22.9 | 269983 | 1047833 | 26 |
| 11 | Jammu & Kashmir | 139978 | 976454 | 14.3 | 168935 | 1154024 | 14.6 | 190264 | 1198060 | 15.9 | 229950 | 1390071 | 16.5 | 269337 | 1581097 | 17 | 301136 | 1936211 | 16 |
| 12 | Jharkhand | 240188 | 730718 | 32.9 | 288847 | 820277 | 35.2 | 312815 | 1014447 | 30.8 | 355034 | 1161207 | 30.6 | 508412 | 1610708 | 31.6 | 605168 | 1793560 | 34 |
| 13 | Karnataka | 1607232 | 2656966 | 60.5 | 1863155 | 3035205 | 61.4 | 2330103 | 3758694 | 62 | 2598676 | 4115114 | 63.1 | 2876465 | 4281784 | 67.2 | 3272125 | 4838904 | 68 |
| 14 | Kerala | 896365 | 1350049 | 66.4 | 977862 | 1529452 | 63.9 | 1194182 | 1818662 | 65.7 | 1366894 | 2110679 | 64.8 | 1593404 | 2506326 | 63.6 | 1822828 | 2815390 | 65 |
| 15 | Madhya Pradesh | 777297 | 1974325 | 39.4 | 911470 | 2059679 | 44.3 | 1047313 | 2569428 | 40.8 | 1201818 | 3068873 | 39.2 | 1400186 | 3494900 | 40.1 | 1607545 | 3996103 | 40 |
| 16 | Maharashtra | 3060575 | 4101333 | 74.6 | 3354025 | 4843829 | 69.2 | 4009924 | 6219536 | 64.5 | 4752816 | 7958315 | 59.7 | 5008785 | 8286993 | 60.4 | 5098584 | 8906065 | 57 |
| 17 | Manipur | 8122 | 174275 | 4.66 | 9496 | 240896 | 3.94 | 12151 | 286273 | 4.24 | 14741 | 350826 | 4.2 | 15989 | 394793 | 4.05 | 18228 | 400460 | 4.6 |
| 18 | Meghalaya | 20773 | 154612 | 13.4 | 25266 | 174692 | 14.5 | 30474 | 214218 | 14.2 | 31910 | 244138 | 13.1 | 38461 | 370286 | 10.4 | 40360 | 380631 | 11 |
| 19 | Mizoram | 3957 | 150187 | 2.63 | 5506 | 165366 | 3.33 | 6762 | 196894 | 3.43 | 7752 | 203975 | 3.8 | 9482 | 270175 | 3.51 | 11629 | 300921 | 3.9 |
| 20 | Nagaland | 7832 | 183952 | 4.26 | 10552 | 226721 | 4.65 | 11903 | 277251 | 4.29 | 13137 | 299602 | 4.38 | 14870 | 344296 | 4.32 | 15591 | 390989 | 4 |
| 21 | Orissa | 417660 | 1185019 | 35.2 | 500228 | 1408471 | 35.5 | 606507 | 1803263 | 33.6 | 685609 | 2196719 | 31.2 | 767194 | 2680992 | 28.6 | 819989 | 2655009 | 31 |
| 22 | Punjab | 694463 | 1380748 | 50.3 | 898937 | 1696646 | 53 | 901716 | 1679513 | 53.7 | 989925 | 1923762 | 51.5 | 1154734 | 2291941 | 50.4 | 1406239 | 2407235 | 58 |
| 23 | Rajasthan | 841482 | 1776359 | 47.4 | 988022 | 2083919 | 47.4 | 1160824 | 2559218 | 45.4 | 1327473 | 3078062 | 43.1 | 1513429 | 3438318 | 44 | 1674229 | 3826796 | 44 |
| 24 | Sikkim | 11695 | 189240 | 6.18 | 14720 | 196432 | 7.49 | 17318 | 211655 | 8.18 | 19786 | 269943 | 7.33 | 16179 | 297245 | 5.44 | 17720 | 298924 | 5.9 |
| 25 | Tamil Nadu | 1935704 | 2845152 | 68 | 2332602 | 3395997 | 68.7 | 2777115 | 4091322 | 67.9 | 2961910 | 4752050 | 62.3 | 3452149 | 5541028 | 62.3 | 3857800 | 5827114 | 66 |
| 26 | Tripura | 23962 | 257689 | 9.3 | 29610 | 302411 | 9.79 | 34155 | 333336 | 10.2 | 37070 | 369834 | 10 | 45138 | 419838 | 10.8 | 54580 | 461387 | 12 |
| 27 | Uttarakhand | 144436 | 408559 | 35.4 | 178455 | 553701 | 32.2 | 251364 | 737321 | 34.1 | 273865 | 789109 | 34.7 | 305356 | 875379 | 34.9 | 352877 | 1094767 | 32 |
| 28 | Uttar Pradesh | 1569261 | 3761737 | 41.7 | 1885790 | 4534915 | 41.6 | 2299798 | 6059953 | 38 | 2495932 | 6867247 | 36.3 | 2919142 | 8514645 | 34.3 | 3345582 | 9443984 | 35 |
| 29 | West Bengal | 992445 | 1991818 | 49.8 | 1038838 | 2372589 | 43.8 | 1169478 | 2582831 | 45.3 | 1312634 | 3016738 | 43.5 | 1622283 | 4077705 | 39.8 | 1947642 | 4231241 | 46 |
| 30 | Puducherry | | | | | | | 56955 | 188357 | 30.2 | 65285 | 213562 | 30.6 | 72600 | 243806 | 29.8 | 90600 | 306654 | 30 |
| | All States | 18913343 | 37207472 | 50.8 | 22124661 | 44186464 | 50.1 | 26327380 | 54463297 | 48.3 | 29898133 | 64079553 | 46.7 | 34365407 | 75631828 | 45.4 | 38101465 | 82710890 | 46 |

Source: State Finances- A Study of Budgets of 2009-10, RBI



Refer Table B-5



Refer Table B-5

Table B-6
STATES' TOTAL REVENUE AND GSDP RATIO

| Sl. No | States | 2002-03Accounts | | 2003-04Accounts | | 2004-05Accounts | | 2005-06 Accounts | | 2006-07Accounts | | 2007-08Accounts | |
|--------|-------------------|-----------------------|-----------------|-----------------------|-----------------|-----------------------|-----------------|-----------------------|-----------------|-----------------------|-----------------|-----------------------|-----------------|
| | | States' Total Revenue | Total Rev/ GSDP | States' Total Revenue | Total Rev/ GSDP | States' Total Revenue | Total Rev/ GSDP | States' Total Revenue | Total Rev/ GSDP | States' Total Revenue | Total Rev/ GSDP | States' Total Revenue | Total Rev/ GSDP |
| 1 | 2 | 3 | 4 | 5 | 6 | 7 | 8 | 9 | 10 | 11 | 12 | 13 | 14 |
| 1 | Andhra Pradesh | 2300292 | 0.14 | 2686848 | 0.14 | 2874950 | 0.14 | 3485119 | 0.15 | 4424549 | 0.16 | 5414255 | 0.16 |
| 2 | Arunachal Pradesh | 110829 | 0.53 | 157636 | 0.65 | 150184 | 0.53 | 184941 | 0.63 | 259217 | 0.76 | 300301 | NA |
| 3 | Assam | 679334 | 0.16 | 776510 | 0.16 | 993727 | 0.19 | 1204537 | 0.21 | 1366695 | 0.21 | 1532491 | 0.22 |
| 4 | Bihar | 1156876 | 0.18 | 1352493 | 0.20 | 1571415 | 0.21 | 1783671 | 0.22 | 2308318 | 0.23 | 2820970 | 0.25 |
| 5 | Chhattisgarh | 541730 | 0.16 | 595932 | 0.15 | 724887 | 0.17 | 883851 | 0.17 | 1144961 | 0.20 | 1387867 | NA |
| 6 | Delhi | 666594 | 0.09 | 734853 | 0.09 | 856263 | 0.09 | 1084354 | 0.10 | 1219360 | 0.10 | 1491238 | NA |
| 7 | Goa | 183301 | 0.23 | 162313 | 0.17 | 182002 | 0.16 | 216887 | 0.16 | 260976 | 0.17 | 294391 | NA |
| 8 | Gujarat | 1787533 | 0.13 | 1824752 | 0.11 | 2026495 | 0.11 | 2506687 | 0.11 | 3100222 | 0.12 | 3568985 | NA |
| 9 | Haryana | 865702 | 0.12 | 984349 | 0.12 | 1114906 | 0.12 | 1385332 | 0.13 | 1795243 | 0.14 | 1975074 | 0.13 |
| 10 | Himachal Pradesh | 365875 | 0.19 | 398092 | 0.19 | 463451 | 0.20 | 655863 | 0.26 | 783522 | 0.27 | 914156 | 0.28 |
| 11 | Jammu and Kashmir | 706491 | 0.35 | 850591 | 0.38 | 976454 | 0.40 | 1154024 | 0.43 | 1198060 | NA | 1390071 | NA |
| 12 | Jharkhand | 740648 | 0.19 | 744349 | 0.18 | 730718 | 0.14 | 820277 | 0.15 | 1014447 | 0.16 | 1161207 | 0.17 |
| 13 | Karnataka | 1616875 | 0.14 | 2075988 | 0.16 | 2656966 | 0.17 | 3035205 | 0.16 | 3758694 | 0.18 | 4115114 | NA |
| 14 | Kerala | 1063388 | 0.12 | 1181536 | 0.12 | 1350049 | 0.11 | 1529452 | 0.11 | 1818662 | 0.12 | 2110679 | 0.12 |
| 15 | Madhya Pradesh | 1339040 | 0.15 | 1428896 | 0.14 | 1974325 | 0.18 | 2059679 | 0.18 | 2569428 | 0.20 | 3068873 | 0.22 |
| 16 | Maharashtra | 3110305 | 0.10 | 3437051 | 0.10 | 4101333 | 0.11 | 4843829 | 0.11 | 6219536 | 0.12 | 7958315 | NA |
| 17 | Manipur | 132799 | 0.38 | 141972 | 0.36 | 174275 | 0.38 | 240896 | 0.48 | 286273 | 0.53 | 350826 | 0.60 |
| 18 | Meghalaya | 128893 | 0.26 | 139883 | 0.25 | 154612 | 0.27 | 174692 | 0.28 | 214218 | 0.31 | 244138 | 0.32 |
| 19 | Mizoram | 102161 | 0.47 | 137095 | 0.59 | 150187 | 0.61 | 165366 | 0.61 | 196894 | 0.66 | 203975 | 0.62 |
| 20 | Nagaland | 139883 | 0.30 | 235979 | 0.47 | 183952 | 0.34 | 226721 | 0.40 | 277251 | NA | 299602 | NA |
| 21 | Orissa | 843877 | 0.17 | 944024 | 0.15 | 1185019 | 0.17 | 1408471 | 0.18 | 1803263 | 0.19 | 2196719 | 0.21 |
| 22 | Punjab | 1107118 | 0.13 | 1213896 | 0.14 | 1380748 | 0.14 | 1696646 | 0.16 | 1679513 | 0.14 | 1923762 | 0.14 |
| 23 | Rajasthan | 1308186 | 0.15 | 1542385 | 0.14 | 1776359 | 0.15 | 2083919 | 0.16 | 2559218 | 0.17 | 3078062 | 0.18 |
| 24 | Sikkim | 208053 | 1.63 | 134118 | 0.94 | 189240 | 1.18 | 196432 | 1.07 | 211655 | 1.04 | 269943 | 1.17 |
| 25 | Tamil Nadu | 2083674 | 0.13 | 2370571 | 0.13 | 2845152 | 0.14 | 3395997 | 0.14 | 4091322 | 0.15 | 4752050 | 0.16 |
| 26 | Tripura | 188006 | NA | 216766 | NA | 257689 | NA | 302411 | NA | 333336 | NA | 369834 | NA |
| 27 | Uttarakhand | 321833 | 0.17 | 360026 | 0.17 | 408559 | 0.17 | 553701 | 0.21 | 737321 | 0.23 | 789109 | 0.22 |
| 28 | Uttar Pradesh | 2782119 | 0.14 | 3163797 | 0.14 | 3761737 | 0.15 | 4534915 | 0.16 | 6059953 | 0.20 | 6867247 | 0.20 |
| 29 | West Bengal | 1452545 | 0.09 | 1660850 | 0.09 | 1991818 | 0.10 | 2372589 | 0.10 | 2582831 | 0.10 | 3016738 | NA |
| 30 | Puducherry | | | | | 0 | 0.00 | 0 | 0.00 | 188357 | 0.22 | 213562 | 0.21 |
| | All States | 28033961 | 0.12 | 31653550 | 0.12 | 37207472 | 0.13 | 44186464 | 0.13 | 54463296 | 0.14 | 64079553 | 0.15 |

Source: State Finances- A Study of Budgets of 2009-10, RBI

Source: GSDP-Website of Central Statistical Organisation as on 12-11-10, New Series(Base Year 1999-2000), (Revenue- Rs In lakhs)

| Table B-7 | | | | | | | | | | | | |
|--|-------------------|-----------------|-----------------|-----------------|-----------------|-----------------|-----------------|-----------------|-----------------|-----------------|--|--|
| OWN TAX REVENUE OF THE STATES LEVIED AND COLLECTED | | | | | | | | | | | | |
| (Rs in lakhs) | | | | | | | | | | | | |
| Sl. No | States | Accounts | | | | | | | 2008-09 R.E | 2009-10 B.E | % increase in 2009-10 B.E over 2001-02 Accounts | % Share of each State to total 2007-08 Accounts |
| | | 2001-02 | 2002-03 | 2003-04 | 2004-05 | 2005-06 | 2006-07 | 2007-08 | | | | |
| 1 | 2 | 3 | 4 | 5 | 6 | 7 | 8 | 9 | 10 | 11 | 12 | 13 |
| 1 | Andhra Pradesh | 1256366 | 1261755 | 1380591 | 1625450 | 1920740 | 2392621 | 2879405 | 3573995 | 4066400 | 224 | 9.63 |
| 2 | Arunachal Pradesh | 3418 | 3654 | 4312 | 4949 | 6171 | 7819 | 9807 | 9895 | 10900 | 219 | 0.03 |
| 3 | Assam | 156593 | 193451 | 207031 | 271332 | 323220 | 348332 | 335950 | 403852 | 402825 | 157 | 1.12 |
| 4 | Bihar | 244237 | 276471 | 336091 | 334186 | 356078 | 403307 | 508616 | 635625 | 733615 | 200 | 1.70 |
| 5 | Chhattisgarh | 199313 | 232744 | 258825 | 322787 | 405202 | 504573 | 561808 | 632794 | 702955 | 253 | 1.88 |
| 6 | Delhi | 489675 | 532418 | 588417 | 710613 | 893928 | 1015580 | 1178280 | 1252300 | 1358600 | 177 | 3.94 |
| 7 | Goa | 56934 | 60219 | 71025 | 85653 | 109649 | 129154 | 135892 | 173787 | 186085 | 227 | 0.45 |
| 8 | Gujarat | 924681 | 952046 | 1117341 | 1295755 | 1569791 | 1846459 | 2188557 | 2419365 | 2545000 | 175 | 7.32 |
| 9 | Haryana | 497243 | 554968 | 634805 | 744003 | 907864 | 1092776 | 1161782 | 1430100 | 1464650 | 195 | 3.89 |
| 10 | Himachal Pradesh | 91556 | 88753 | 98433 | 125188 | 149702 | 165638 | 195818 | 230098 | 269983 | 195 | 0.65 |
| 11 | Jammu and Kashmir | 85754 | 97565 | 115194 | 139978 | 168935 | 190264 | 229950 | 269337 | 301136 | 251 | 0.77 |
| 12 | Jharkhand | 207595 | 227784 | 227764 | 240188 | 288847 | 312815 | 355034 | 508412 | 605168 | 192 | 1.19 |
| 13 | Karnataka | 985327 | 1043971 | 1257012 | 1607232 | 1863155 | 2330103 | 2598676 | 2876465 | 3272125 | 232 | 8.69 |
| 14 | Kerala | 592342 | 730252 | 808877 | 896365 | 977862 | 1194182 | 1366894 | 1593404 | 1822828 | 208 | 4.57 |
| 15 | Madhya Pradesh | 470232 | 617026 | 678876 | 777297 | 911470 | 1047313 | 1201818 | 1400186 | 1607545 | 242 | 4.02 |
| 16 | Maharashtra | 2128763 | 2281101 | 2516215 | 3060575 | 3354025 | 4009924 | 4752816 | 5008785 | 5098584 | 140 | 15.90 |
| 17 | Manipur | 5197 | 6516 | 6917 | 8122 | 9496 | 12151 | 14741 | 15989 | 18228 | 251 | 0.05 |
| 18 | Meghalaya | 13597 | 14486 | 17769 | 20773 | 25266 | 30474 | 31910 | 38461 | 40360 | 197 | 0.11 |
| 19 | Mizoram | 1912 | 2797 | 3385 | 3957 | 5506 | 6762 | 7752 | 9482 | 11629 | 508 | 0.03 |
| 20 | Nagaland | 5244 | 6189 | 6855 | 7832 | 10552 | 11903 | 13137 | 14870 | 15591 | 197 | 0.04 |
| 21 | Orissa | 246689 | 287184 | 330173 | 417660 | 500228 | 606507 | 685609 | 767194 | 819989 | 232 | 2.29 |
| 22 | Punjab | 482023 | 571099 | 614594 | 694463 | 898937 | 901716 | 989925 | 1154734 | 1406239 | 192 | 3.31 |
| 23 | Rajasthan | 567117 | 625334 | 724619 | 841482 | 988022 | 1160824 | 1327473 | 1513429 | 1674229 | 195 | 4.44 |
| 24 | Sikkim | 8039 | 10553 | 10800 | 11695 | 14720 | 17318 | 19786 | 16179 | 17720 | 120 | 0.07 |
| 25 | Tamil Nadu | 1300969 | 1434170 | 1594497 | 1935704 | 2332602 | 2777115 | 2961910 | 3452149 | 3857800 | 197 | 9.91 |
| 26 | Tripura | 15850 | 18294 | 22146 | 23962 | 29610 | 34155 | 37070 | 45138 | 54580 | 244 | 0.12 |
| 27 | Uttarakhand | 89469 | 102169 | 122596 | 144436 | 178455 | 251364 | 273865 | 305356 | 352877 | 294 | 0.92 |
| 28 | Uttar Pradesh | 1033018 | 1276690 | 1360122 | 1569261 | 1885790 | 2299798 | 2495932 | 2919142 | 3345582 | 224 | 8.35 |
| 29 | West Bengal | 650513 | 704639 | 876791 | 992445 | 1038838 | 1169478 | 1312634 | 1622283 | 1947642 | 199 | 4.39 |
| 30 | Puducherry | | | | | | 56955 | 65285 | 72600 | 90600 | | 0.22 |
| | All States | 12809666 | 14214299 | 15992073 | 18913343 | 22124662 | 26327380 | 29898133 | 34365407 | 38101465 | 197 | 100.00 |

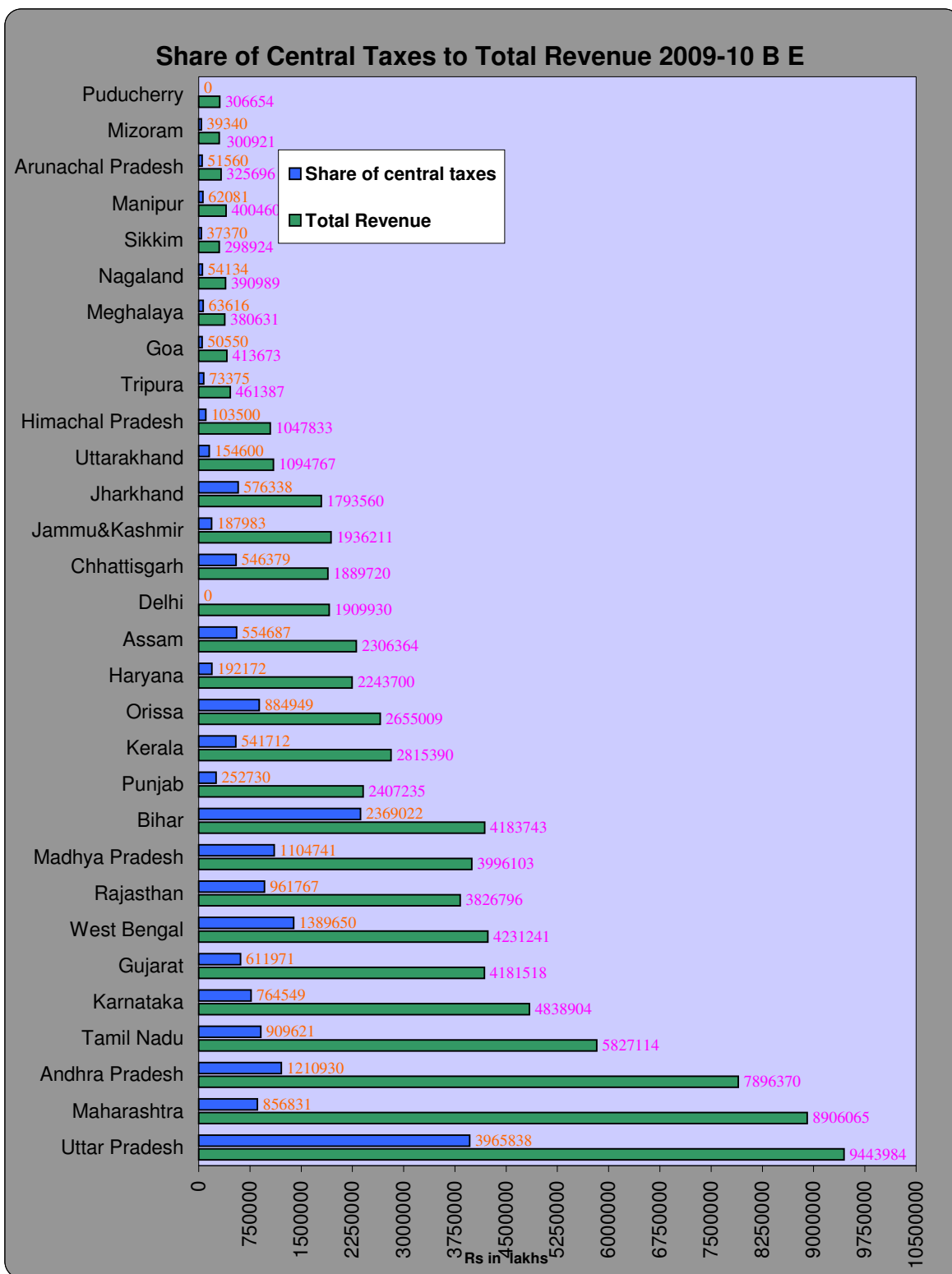
Source: State Finances- A Study of Budgets of 2009-10, RBI

Table B-8
SHARE OF CENTRAL TAXES TO TOTAL REVENUE OF THE STATES

Rs in lakhs

| Sl.No. | States | 2004-05 Accounts | | | 2005-06 Accounts | | | 2006-07 Accounts | | | 2007-08 Accounts | | | 2008-09 R.E. | | | 2009-10B.E. | | |
|--------|-------------------|----------------------|-----------------|-----------|----------------------|-----------------|-----------|----------------------|-----------------|-----------|----------------------|-----------------|-----------|----------------------|-----------------|-----------|----------------------|-----------------|-----------|
| | | Share in central tax | Total Revenue | % | Share in central tax | Total Revenue | % | Share in central tax | Total Revenue | % | Share in central tax | Total Revenue | % | Share in central tax | Total Revenue | % | Share in central tax | Total Revenue | % |
| 1 | 2 | 3 | 4 | 5 | 6 | 7 | 8 | 9 | 10 | 11 | 12 | 13 | 14 | 15 | 16 | 17 | 18 | 19 | 20 |
| 1 | Andhra Pradesh | 605851 | 2874950 | 21 | 695086 | 3485119 | 20 | 886600 | 4424549 | 20 | 1118364 | 5414255 | 21 | 1316846 | 6968595 | 19 | 1210930 | 7896370 | 15 |
| 2 | Arunachal Pradesh | 19257 | 150184 | 13 | 27253 | 184941 | 15 | 34719 | 259217 | 13 | 43789 | 300301 | 15 | 51560 | 368152 | 14 | 51560 | 325696 | 16 |
| 3 | Assam | 258433 | 993727 | 26 | 305678 | 1204537 | 25 | 389899 | 1366695 | 29 | 491821 | 1532491 | 32 | 579107 | 2330719 | 25 | 554687 | 2306364 | 24 |
| 4 | Bihar | 912266 | 1571415 | 58 | 1042091 | 1783671 | 58 | 1329172 | 2308318 | 58 | 1676629 | 2820970 | 59 | 1974185 | 3631723 | 54 | 2369022 | 4183743 | 57 |
| 5 | Chhattisgarh | 187622 | 724887 | 26 | 250771 | 883851 | 28 | 319877 | 1144961 | 28 | 403502 | 1387867 | 29 | 475110 | 1677780 | 28 | 546379 | 1889720 | 29 |
| 6 | Delhi | 0 | 856263 | 0 | 0 | 1084354 | 0 | 0 | 1219360 | 0 | 0 | 1491238 | 0 | 0 | 1601498 | 0 | 0 | 1909930 | 0 |
| 7 | Goa | 16207 | 182002 | 9 | 24470 | 216887 | 11 | 31211 | 260976 | 12 | 39372 | 294391 | 13 | 46358 | 380581 | 12 | 50550 | 413673 | 12 |
| 8 | Gujarat | 221946 | 2026495 | 11 | 337263 | 2506687 | 13 | 442599 | 3100222 | 14 | 542609 | 3568985 | 15 | 638939 | 3968353 | 16 | 611971 | 4181518 | 15 |
| 9 | Haryana | 61950 | 1114906 | 6 | 120098 | 1385332 | 9 | 129564 | 1795243 | 7 | 163436 | 1975074 | 8 | 192172 | 2177060 | 9 | 192172 | 2243700 | 9 |
| 10 | Himachal Pradesh | 53732 | 463451 | 12 | 49326 | 655863 | 8 | 62916 | 783522 | 8 | 79365 | 914156 | 9 | 95770 | 1005111 | 10 | 103500 | 1047833 | 10 |
| 11 | Jammu&Kashmir | 100300 | 976454 | 10 | 116382 | 1154024 | 10 | 148834 | 1198060 | 12 | 165486 | 1390071 | 12 | 205300 | 1581097 | 13 | 187983 | 1936211 | 10 |
| 12 | Jharkhand | 247417 | 730718 | 34 | 223304 | 820277 | 27 | 381798 | 1014447 | 38 | 479515 | 1161207 | 41 | 602368 | 1610708 | 37 | 576338 | 1793560 | 32 |
| 13 | Karnataka | 387844 | 2656966 | 15 | 421342 | 3035205 | 14 | 537433 | 3758694 | 14 | 677923 | 4115114 | 16 | 715183 | 4281784 | 17 | 764549 | 4838904 | 16 |
| 14 | Kerala | 240495 | 1350049 | 18 | 251820 | 1529452 | 16 | 321204 | 1818662 | 18 | 405170 | 2110679 | 19 | 471054 | 2506326 | 19 | 541712 | 2815390 | 19 |
| 15 | Madhya Pradesh | 507668 | 1974325 | 26 | 634135 | 2059679 | 31 | 808854 | 2569428 | 31 | 1020296 | 3068873 | 33 | 1076566 | 3494900 | 31 | 1104741 | 3996103 | 28 |
| 16 | Maharashtra | 359503 | 4101333 | 9 | 498199 | 4843829 | 10 | 602276 | 6219536 | 10 | 759747 | 7958315 | 10 | 801520 | 8286993 | 10 | 856831 | 8906065 | 10 |
| 17 | Manipur | 28719 | 174275 | 16 | 34214 | 240896 | 14 | 43638 | 286273 | 15 | 55043 | 350826 | 16 | 64872 | 394793 | 16 | 62081 | 400460 | 16 |
| 18 | Meghalaya | 26904 | 154612 | 17 | 35057 | 174692 | 20 | 44718 | 214218 | 21 | 56407 | 244138 | 23 | 66417 | 370286 | 18 | 63616 | 380631 | 17 |
| 19 | Mizoram | 15578 | 150187 | 10 | 22583 | 165366 | 14 | 28805 | 196894 | 15 | 36336 | 203975 | 18 | 42781 | 270175 | 16 | 39340 | 300921 | 13 |
| 20 | Nagaland | 16015 | 183952 | 9 | 24852 | 226721 | 11 | 31693 | 277251 | 11 | 39977 | 299602 | 13 | 42185 | 344296 | 12 | 54134 | 390989 | 14 |
| 21 | Orissa | 397766 | 1185019 | 34 | 487675 | 1408471 | 35 | 622042 | 1803263 | 34 | 784650 | 2196719 | 36 | 923902 | 2680992 | 34 | 884949 | 2655009 | 33 |
| 22 | Punjab | 90235 | 1380748 | 7 | 122745 | 1696646 | 7 | 156575 | 1679513 | 9 | 197491 | 1923762 | 10 | 237847 | 2291941 | 10 | 252730 | 2407235 | 10 |
| 23 | Rajasthan | 430561 | 1776359 | 24 | 530008 | 2083919 | 25 | 676037 | 2559218 | 26 | 852760 | 3078062 | 28 | 899700 | 3438318 | 26 | 961767 | 3826796 | 25 |
| 24 | Sikkim | 10735 | 189240 | 6 | 18214 | 196432 | 9 | 22278 | 211655 | 11 | 34512 | 269943 | 13 | 40637 | 297245 | 14 | 37370 | 298924 | 13 |
| 25 | Tamil Nadu | 423639 | 2845152 | 15 | 501274 | 3395997 | 15 | 639386 | 4091322 | 16 | 806527 | 4752050 | 17 | 850928 | 5541028 | 15 | 909621 | 5827114 | 16 |
| 26 | Tripura | 38312 | 257689 | 15 | 40438 | 302411 | 13 | 51578 | 333336 | 15 | 65062 | 369834 | 18 | 73500 | 419838 | 18 | 73375 | 461387 | 16 |
| 27 | Uttarakhand | 51997 | 408559 | 13 | 100996 | 553701 | 18 | 113197 | 737321 | 15 | 142780 | 789109 | 18 | 150610 | 875379 | 17 | 154600 | 1094767 | 14 |
| 28 | Uttar Pradesh | 1505520 | 3761737 | 40 | 1820313 | 4534915 | 40 | 2321831 | 6059953 | 38 | 2928774 | 6867247 | 43 | 3448555 | 8514645 | 41 | 3965838 | 9443984 | 42 |
| 29 | West Bengal | 638489 | 1991818 | 32 | 666833 | 2372589 | 28 | 850560 | 2582831 | 33 | 1072906 | 3016738 | 36 | 1263318 | 4077705 | 31 | 1389650 | 4231241 | 33 |
| 30 | Puduchery | | | | | | | 0 | 188357 | 0 | 0 | 213562 | 0 | 0 | 243806 | 0 | 0 | 306654 | 0 |
| | All States | 7854960 | 37207472 | 21 | 9402420 | 44186464 | 21 | 12029294 | 54463296 | 22 | 15140249 | 64079553 | 24 | 17347290 | 75631828 | 23 | 18571996 | 82710890 | 22 |

Source: State Finances- A Study of Budgets of 2009-10, RBI



Refer Table B-8

Table B-9
STATE TAXES-PROPENSITY TO TAX AVERAGE AND MARGINAL PROPENSITY TO TAX- ALL STATES

| S.N o. | States | 1990-91 | | 1991-92 | | States | 2002-03 | | 2003-04 | | 2004-05 | | 2005-06 | | 2006-07 | | 2007-08 | | 2008-09 | |
|---|------------------|---------|-------|---------|-------|------------------|---------|-------|---------|------|---------|-------|---------|------|---------|------|---------|-------|---------|------|
| | | A.P. | M.P. | A.P. | M.P. | | A.P. | M.P. | A.P. | M.P. | A.P. | M.P. | A.P. | M.P. | A.P. | M.P. | A.P. | M.P. | A.P. | M.P. |
| 1 | 2 | 3 | 4 | 5 | 6 | 7 | 8 | 9 | 10 | 11 | 12 | 13 | 14 | 15 | 16 | 17 | 18 | 19 | 20 | 21 |
| 1 | Andhra Pradesh | 0.09 | 0.05 | 0.08 | 0.07 | Andhra Pradesh | 0.11 | 0.15 | 0.11 | 0.09 | 0.12 | 0.19 | 0.12 | 0.16 | 0.13 | 0.20 | 0.14 | 0.15 | 0.15 | 0.26 |
| 2 | Assam | 0.05 | 0.09 | 0.05 | 0.10 | Arunachal Pr. | 0.08 | -1.58 | 0.09 | 0.17 | 0.09 | 0.11 | 0.13 | 1.88 | 0.14 | 0.22 | 0.16 | 0.45 | | |
| 3 | Gujarat | 0.10 | 0.08 | 0.11 | 0.18 | Assam | 0.10 | 0.11 | 0.10 | 0.14 | 0.11 | 0.23 | 0.12 | 0.20 | 0.13 | 0.22 | 0.13 | 0.16 | 0.14 | 0.25 |
| 4 | Haryana | 0.89 | 0.07 | 0.09 | 0.11 | Bihar | 0.16 | 0.13 | 0.18 | 3.52 | 0.19 | 0.25 | 0.20 | 0.31 | 0.19 | 0.18 | 0.21 | 0.33 | 0.22 | 0.27 |
| 5 | Himachal Pradesh | 0.07 | 0.08 | 0.07 | 0.09 | Delhi | 0.08 | 0.07 | 0.08 | 0.08 | 0.08 | 0.12 | 0.09 | 0.15 | 0.09 | 0.07 | 0.09 | 0.09 | | |
| 6 | Kerala | 0.11 | 0.08 | 0.12 | 0.23 | Goa | 0.10 | 0.05 | 0.11 | 0.12 | 0.10 | 0.09 | 0.12 | 0.21 | 0.12 | 0.16 | 0.11 | 0.05 | | |
| 7 | Manipur | 0.02 | 0.08 | 0.02 | -0.04 | Gujarat | 0.09 | 0.01 | 0.09 | 0.09 | 0.10 | 0.16 | 0.10 | 0.12 | 0.10 | 0.12 | 0.11 | 0.11 | | |
| 8 | Meghalaya | 0.05 | -0.07 | 0.05 | 0.09 | Haryana | 0.09 | 0.14 | 0.09 | 0.07 | 0.09 | 0.11 | 0.11 | 0.20 | 0.10 | 0.09 | 0.94 | -0.01 | 0.10 | 0.02 |
| 9 | Sikkim | 0.06 | -0.02 | 0.05 | 0.00 | Himachal Pradesh | 0.07 | 0.00 | 0.08 | 0.14 | 0.09 | 0.16 | 0.09 | 0.09 | 0.09 | 0.13 | 0.10 | 0.17 | | |
| 10 | Tamil Nadu | 0.12 | 0.22 | 0.13 | 0.22 | Jammu & Kashmir | 0.10 | 0.05 | 0.10 | 0.18 | 0.12 | 0.25 | 0.13 | 0.24 | 0.14 | 0.25 | 0.15 | 0.24 | | |
| 11 | Uttar Pradesh | 0.06 | 0.09 | 0.06 | 0.05 | Karnataka | 0.12 | 0.11 | 0.14 | 0.31 | 0.15 | 0.18 | 0.14 | 0.12 | 0.16 | 0.32 | 0.16 | 0.15 | 0.15 | 0.11 |
| Source:(1)NSDP-Website of Central Statistical Organisation as on 28-02-08, New Series(Base Year 1999-2000)-for 2007-08 projected by the growth rate of previous years, wherever it is not available | | | | | | Kerala | 0.12 | 0.19 | 0.12 | 0.12 | 0.11 | 0.06 | 0.10 | 0.06 | 0.11 | 0.19 | 0.12 | 0.14 | | |
| | | | | | | Madhya Pradesh | 0.13 | -2.07 | 0.12 | 0.08 | 0.14 | 0.65 | 0.15 | 0.31 | 0.16 | 0.28 | 0.18 | 0.37 | | |
| | | | | | | Maharashtra | 0.10 | 0.06 | 0.10 | 0.10 | 0.10 | 0.15 | 0.10 | 0.10 | 0.11 | 0.13 | 0.11 | 0.13 | | |
| (2) Total Tax-State finances a study of Budgets 2008-09, RBI | | | | | | Manipur | 0.08 | 0.47 | 0.09 | 0.13 | 0.09 | 0.12 | 0.10 | 0.16 | 0.12 | 0.39 | 0.13 | 0.36 | 0.14 | 0.25 |
| Note:A.P. Average Propensity to tax = Tax / income ratio = Ti/Yi. | | | | | | Meghalaya | 0.07 | 0.08 | 0.09 | 0.20 | 0.09 | 0.18 | 0.11 | 0.26 | 0.12 | 0.27 | 0.13 | 0.24 | | |
| M.P. - Marginal propensity to tax = incremental tax / incremental income ratio = (Ti-To)/(Yi-Yo) where, | | | | | | Mizoram | 0.06 | 0.33 | 0.08 | 0.28 | 0.09 | 0.32 | 0.12 | 0.39 | 0.14 | 0.32 | 0.15 | 0.33 | 0.16 | 0.28 |
| | | | | | | Nagaland | 0.04 | -0.03 | 0.07 | 0.52 | 0.05 | -0.31 | 0.07 | 0.42 | | | | | | |
| Ti - Total Tax receipts on the current year | | | | | | Orissa | 0.13 | 0.18 | 0.12 | 0.10 | 0.13 | 0.18 | 0.14 | 0.28 | 0.15 | 0.19 | 0.16 | 0.22 | 0.16 | 0.16 |
| To - Total Tax receipts of the previous year | | | | | | Punjab | 0.09 | 0.42 | 0.09 | 0.09 | 0.09 | 0.16 | 0.11 | 0.23 | 0.10 | 0.03 | 0.10 | 0.08 | 0.10 | 0.11 |
| Yi - NSDP (in current prices) of the current year | | | | | | Rajasthan | 0.12 | -0.18 | 0.11 | 0.07 | 0.12 | 0.45 | 0.14 | 0.27 | 0.14 | 0.14 | 0.14 | 0.17 | 0.14 | 0.10 |
| Yo - NSDP (in current prices) of the previous year | | | | | | Sikkim | 0.17 | 0.14 | 0.18 | 0.29 | 0.17 | 0.03 | 0.21 | 0.57 | 0.23 | 0.35 | 0.28 | 0.64 | 0.25 | 0.09 |
| | | | | | | Tamil Nadu | 0.13 | 0.22 | 0.13 | 0.13 | 0.13 | 0.18 | 0.14 | 0.17 | 0.14 | 0.15 | 0.14 | 0.14 | 0.14 | 0.18 |
| | | | | | | Uttar Pradesh | 0.13 | 0.22 | 0.13 | 0.18 | 0.14 | 0.23 | 0.15 | 0.26 | 0.17 | 0.31 | 0.18 | 0.26 | 0.18 | 0.20 |
| | | | | | | West Bengal | 0.08 | 0.08 | 0.08 | 0.13 | 0.09 | 0.13 | 0.08 | 0.04 | 0.08 | 0.10 | 0.09 | 0.11 | | |

Note :Columns which are left as blank is due to the non availability of NSDP figures of respective States

Table B-10
PER CAPITA DEVELOPMENT EXPENDITURE (REVENUE ACCOUNT) OF STATES
(In Rupees)

| SI No. | States | Accounts | | | | | | | | | | R.E. | B.E. |
|--------|-------------------------|------------|-------------|-------------|-------------|-------------|-------------|-------------|-------------|-------------|-------------|-------------|-------------|
| | | 1991-92 | 1999-00 | 2000-01 | 2001-02 | 2002-03 | 2003-04 | 2004-05 | 2005-06 | 2006-07 | 2007-08 | 2008-09 | 2009-10 |
| 1 | 2 | 3 | 4 | 5 | 6 | 7 | 8 | 9 | 10 | 11 | 12 | 13 | 14 |
| 1 | Andhra Pradesh | 683 | 1491 | 1904 | 2002 | 2284 | 2322 | 2293 | 2648 | 3206 | 4361 | 5808 | 6369 |
| 2 | Arunachal Pradesh | 2338 | 4701 | 4846 | 6342 | 8523 | 9008 | 8890 | 10128 | 11443 | 13847 | 17488 | 22103 |
| 3 | Assam | 711 | 1297 | 1474 | 1470 | 1794 | 2344 | 2304 | 2195 | 2493 | 2688 | 4239 | 4708 |
| 4 | Bihar | 419 | 942 | 813 | 748 | 845.5 | 784 | 770 | 1023 | 1315 | 1551 | 2300 | 2361 |
| 5 | Chhattisgarh | | | | 1474 | 1955 | 1996 | 1957 | 2177 | 2517 | 3165 | 4861 | 5514 |
| 6 | Delhi | | 1690 | 1726 | 2557 | 2051 | 2269 | 2202 | 2448 | 2755 | 3551 | 4954 | 5210 |
| 7 | Goa | 1980 | 5327 | 5836 | 7594 | 8467 | 9132 | 8884 | 9537 | 11279 | 12601 | 15897 | 16360 |
| 8 | Gujarat | 908 | 2451 | 3284 | 3063 | 2424 | 2675 | 2634 | 2583 | 3088 | 3537 | 4483 | 4940 |
| 9 | Haryana | 904 | 2058 | 2042 | 2438 | 2622 | 2899 | 2850 | 3413 | 4822 | 5038 | 6344 | 7136 |
| 10 | Himachal Pradesh | 1235 | 3554 | 4086 | 4301 | 5006 | 4896 | 4844 | 5692 | 6726 | 7446 | 8631 | 8786 |
| 11 | Jammu & Kashmir | 1141 | 3712 | 4165 | 2985 | 3050 | 4370 | 4247 | 5213 | 5422 | 5778 | 6308 | 7378 |
| 12 | Jharkhand | | | | 1356 | 1563 | 1942 | 1911 | 2220 | 2634 | 2771 | 3279 | 3595 |
| 13 | Karnataka | 755 | 1835 | 2020 | 2243 | 2157 | 2610 | 2578 | 3016 | 3800 | 4319 | 4463 | 5066 |
| 14 | Kerala | 673 | 2028 | 1973 | 1879 | 2480 | 2808 | 2778 | 2892 | 2749 | 3148 | 4022 | 4267 |
| 15 | Madhya Pradesh | 564 | 1300 | 1145 | 1482 | 1859 | 1514 | 1484 | 1789 | 1876 | 2173 | 2799 | 3110 |
| 16 | Maharashtra | 779 | 1815 | 2415 | 2068 | 2205 | 2774 | 2736 | 2824 | 3365 | 3761 | 4119 | 5405 |
| 17 | Manipur | 1360 | 3208 | 2442 | 3247 | 3415 | 3821 | 3775 | 5046 | 6678 | 5824 | 7213 | 7354 |
| 18 | Meghalaya | 1478 | 2460 | 2786 | 3158 | 3329 | 4209 | 4155 | 4265 | 4876 | 5902 | 9025 | 9766 |
| 19 | Mizoram | 3477 | 6455 | 7214 | 8259 | 9039 | 9501 | 9379 | 11026 | 11632 | 13181 | 17116 | 18473 |
| 20 | Nagaland | 2553 | 3879 | 4378 | 3676 | 4565 | 3972 | 3935 | 5281 | 5672 | 6428 | 7703 | 7907 |
| 21 | Orissa | 546 | 1557 | 1296 | 1306 | 1463 | 1511 | 1493 | 1706 | 2056 | 2583 | 4099 | 4256 |
| 22 | Punjab | 1561 | 1950 | 2164 | 2049 | 2537 | 2887 | 2850 | 2832 | 3023 | 3718 | 4443 | 4630 |
| 23 | Rajasthan | 600 | 1458 | 1576 | 1550 | 1780 | 1887 | 1851 | 2046 | 2344 | 2869 | 3285 | 3653 |
| 24 | Sikkim | 2869 | 6656 | 6392 | 7597 | 8862 | 10353 | 10226 | 10489 | 11101 | 13015 | 17161 | 17902 |
| 25 | Tamil Nadu | 1207 | 1945 | 2011 | 1919 | 2093 | 2374 | 2351 | 2629 | 3197 | 3580 | 4828 | 4825 |
| 26 | Tripura | 1403 | 2437 | 2824 | 3353 | 3523 | 3687 | 3632 | 3712 | 3752 | 4112 | 5499 | 6190 |
| 27 | Uttarakhand | | | | 2137 | 3098 | 3378 | 3322 | 3787 | 4152 | 4581 | 4777 | 6782 |
| 28 | Uttar Pradesh | 440 | 862 | 869 | 884 | 1708 | 1145 | 1122 | 1281 | 1564 | 1881 | 2501 | 2446 |
| 29 | West Bengal | 497 | 1431 | 1540 | 1482 | 1351 | 1466 | 1446 | 1692 | 1864 | 2208 | 3677 | 3578 |
| 30 | Puducherry | | | | | | | | | 13295 | 14475 | 20483 | 18718 |
| | All States | 689 | 1533 | 1690 | 1694 | 1940 | 2018 | 1986 | 2214 | 2614 | 3056 | 3990 | 4285 |
| | Index-All States | 100 | 222 | 245 | 246 | 282 | 282 | 288 | 321 | 379 | 444 | 579 | 622 |
| | Index-Kerala | 100 | 301 | 293 | 279 | 368 | 368 | 413 | 430 | 409 | 468 | 598 | 634 |

Source: State Finances- A Study of Budgets of 2009-10 RBI

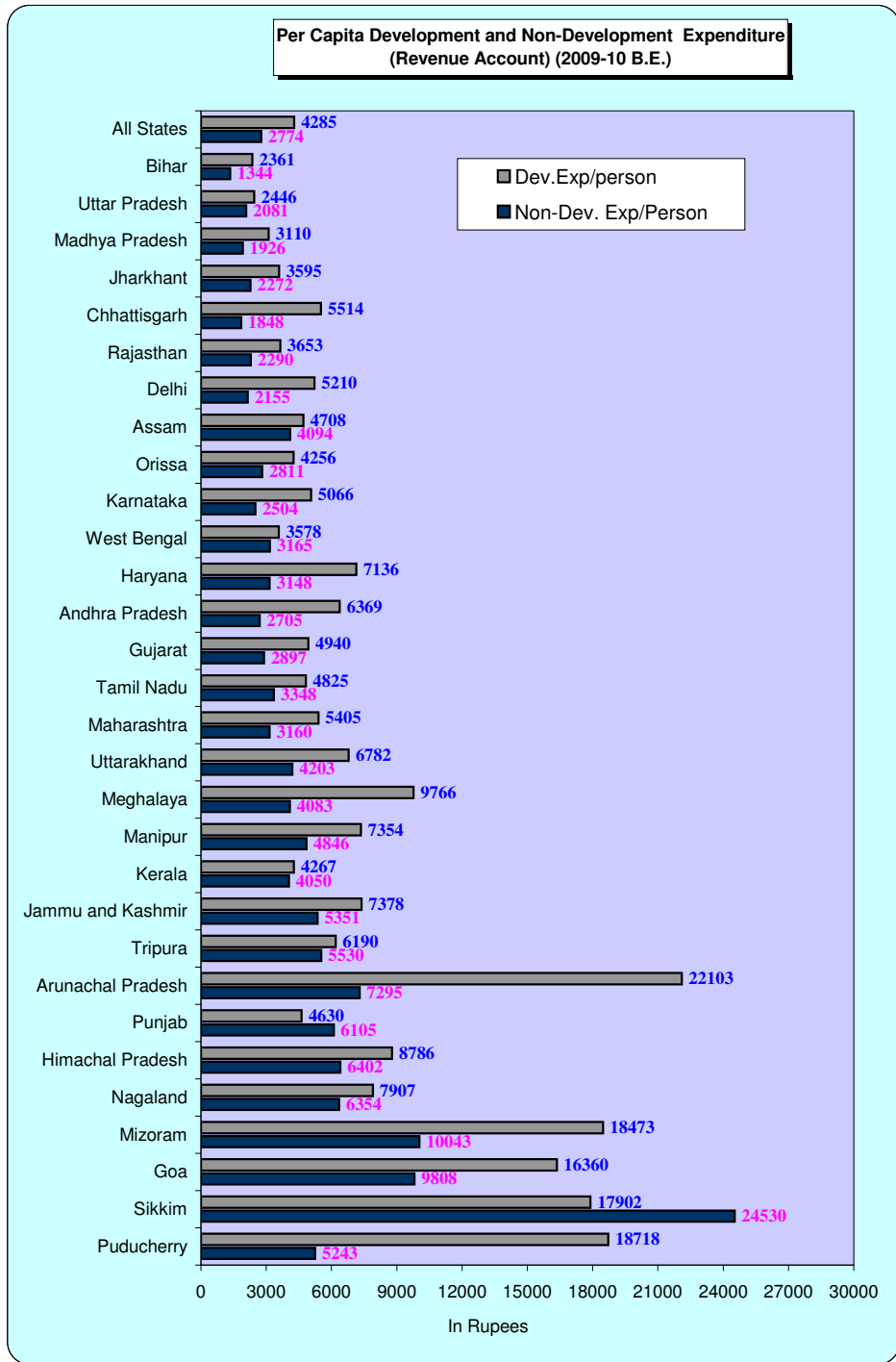
Table B-11

PER CAPITA EXPENDITURE ON NON-DEVELOPMENT SERVICES (REVENUE ACCOUNT)

(In Rupees)

| Sl.No. | States | Accounts | | | | | | | | | | | R.E | B.E |
|-------------------------|-------------------|------------|-------------|-------------|-------------|-------------|-------------|-------------|-------------|-------------|-------------|-------------|-------------|-------------|
| | | 1990-91 | 1998-99 | 1999-00 | 2000-01 | 2001-02 | 2002-03 | 2003-04 | 2004-05 | 2005-06 | 2006-07 | 2007-08 | | |
| 1 | 2 | 3 | 4 | 5 | 6 | 7 | 8 | 9 | 10 | 11 | 12 | 13 | 14 | 15 |
| 1 | Andhra Pradesh | 238 | 758 | 898 | 1131 | 1226 | 1401 | 1527 | 1508 | 1686 | 1897 | 2228 | 2356 | 2705 |
| 2 | Arunachal Pradesh | 975 | 2049 | 2317 | 2776 | 3098 | 3258 | 3868 | 3817 | 4199 | 4787 | 5237 | 6818 | 7295 |
| 3 | Assam | 242 | 621 | 946 | 973 | 1098 | 1137 | 1267 | 1246 | 1458 | 1501 | 1695 | 2429 | 4094 |
| 4 | Bihar | 205 | 476 | 692 | 622 | 767 | 834 | 848 | 834 | 945 | 952 | 1004 | 1211 | 1344 |
| 5 | Chhattisgarh | | | | | 826 | 859 | 987 | 968 | 964 | 1168 | 1325 | 1685 | 1848 |
| 6 | Delhi | | 535 | 602 | 751 | 915 | 1049 | 1209 | 1173 | 1402 | 1754 | 1971 | 2092 | 2155 |
| 7 | Goa | 516 | 3985 | 3883 | 4880 | 8039 | 6530 | 4053 | 3943 | 4894 | 5265 | 5436 | 7429 | 9808 |
| 8 | Gujarat | 293 | 1013 | 1204 | 1274 | 1416 | 1597 | 1750 | 1724 | 2072 | 2205 | 2447 | 2448 | 2897 |
| 9 | Haryana | 337 | 1437 | 1476 | 1572 | 1654 | 1837 | 1973 | 1940 | 2001 | 2078 | 2203 | 2550 | 3148 |
| 10 | Himachal Pradesh | 545 | 1695 | 2190 | 2404 | 3195 | 3439 | 3964 | 3922 | 4405 | 5112 | 5255 | 6101 | 6402 |
| 11 | Jammu and Kashmir | 601 | 2001 | 2461 | 2558 | 3095 | 3192 | 3136 | 3048 | 3274 | 3779 | 4750 | 4749 | 5351 |
| 12 | Jharkhand | | | | | 873 | 1018 | 1060 | 1043 | 1145 | 1200 | 1632 | 1838 | 2272 |
| 13 | Karnataka | 262 | 809 | 1032 | 1081 | 1179 | 1321 | 1657 | 1637 | 1796 | 1852 | 1910 | 2406 | 2504 |
| 14 | Kerala | 332 | 1113 | 1550 | 1691 | 1762 | 2064 | 2262 | 2237 | 2619 | 2909 | 3616 | 3789 | 4050 |
| 15 | Madhya Pradesh | 204 | 616 | 665 | 668 | 836 | 872.6 | 1032 | 1012 | 1146 | 1296 | 1384 | 1577 | 1926 |
| 16 | Maharashtra | 348 | 1187 | 1385 | 1614 | 1833 | 1809 | 1969 | 1941 | 2096 | 2396 | 2241 | 2499 | 3160 |
| 17 | Manipur | 578 | 1218 | 2263 | 2049 | 2354 | 2653 | 2519 | 2489 | 2824 | 3784 | 3990 | 4714 | 4846 |
| 18 | Meghalaya | 512 | 1214 | 1406 | 1649 | 1859 | 2045 | 2194 | 2166 | 2542 | 2847 | 3113 | 3546 | 4083 |
| 19 | Mizoram | 1259 | 2500 | 3162 | 3517 | 4404 | 4443 | 4995 | 4931 | 5707 | 6521 | 6740 | 8275 | 10043 |
| 20 | Nagaland | 1358 | 2917 | 3274 | 4055 | 3617 | 3886 | 4204 | 4164 | 4429 | 4815 | 5564 | 6461 | 6354 |
| 21 | Orissa | 219 | 781 | 810 | 1124 | 1344 | 1283 | 1360 | 1343 | 1756 | 1929 | 1840 | 2370 | 2811 |
| 22 | Punjab | 434 | 1901 | 2386 | 2775 | 3115 | 3650 | 3711 | 3664 | 4069 | 3967 | 4885 | 5238 | 6105 |
| 23 | Rajasthan | 260 | 877 | 1072 | 1228 | 1271 | 1308 | 1416 | 1389 | 1424 | 1662 | 1723 | 2083 | 2290 |
| 24 | Sikkim | 741 | 21279 | 20798 | 7263 | 23223 | 25329 | 12239 | 12089 | 20198 | 21669 | 27269 | 23123 | 24530 |
| 25 | Tamil Nadu | 260 | 966 | 1259 | 1352 | 1436 | 1568 | 1661 | 1645 | 1983 | 2302 | 2458 | 2952 | 3348 |
| 26 | Tripura | 513 | 1142 | 1462 | 1709 | 2248 | 2538 | 2651 | 2611 | 3160 | 3391 | 3806 | 4217 | 5530 |
| 27 | Uttarakhand | | | | | 1128 | 1363 | 1647 | 1620 | 2214 | 2579 | 2835 | 3515 | 4203 |
| 28 | Uttar Pradesh | 243 | 701 | 804 | 891 | 974 | 907.5 | 1115 | 1093 | 1147 | 1326 | 1422 | 1568 | 2081 |
| 29 | West Bengal | 237 | 760 | 1026 | 1229 | 1402 | 1535 | 1735 | 1712 | 1916 | 2101 | 2191 | 2417 | 3165 |
| 30 | Puducherry | | | | | | | | | | 4221 | 4691 | 5660 | 5243 |
| All States | | 268 | 872 | 1065 | 1184 | 1334 | 1411 | 1387 | 1365 | 1708 | 1894 | 2047 | 2316 | 2774 |
| Index-All States | | 100 | 325 | 397 | 442 | 498 | 526 | 518 | 509 | 637 | 707 | 764 | 864 | 1035 |
| Index-Kerala | | 100 | 335 | 467 | 509 | 531 | 622 | 681 | 674 | 789 | 876 | 1089 | 1141 | 1220 |

Source: State Finances- A Study of Budgets of 2009-10, RBI



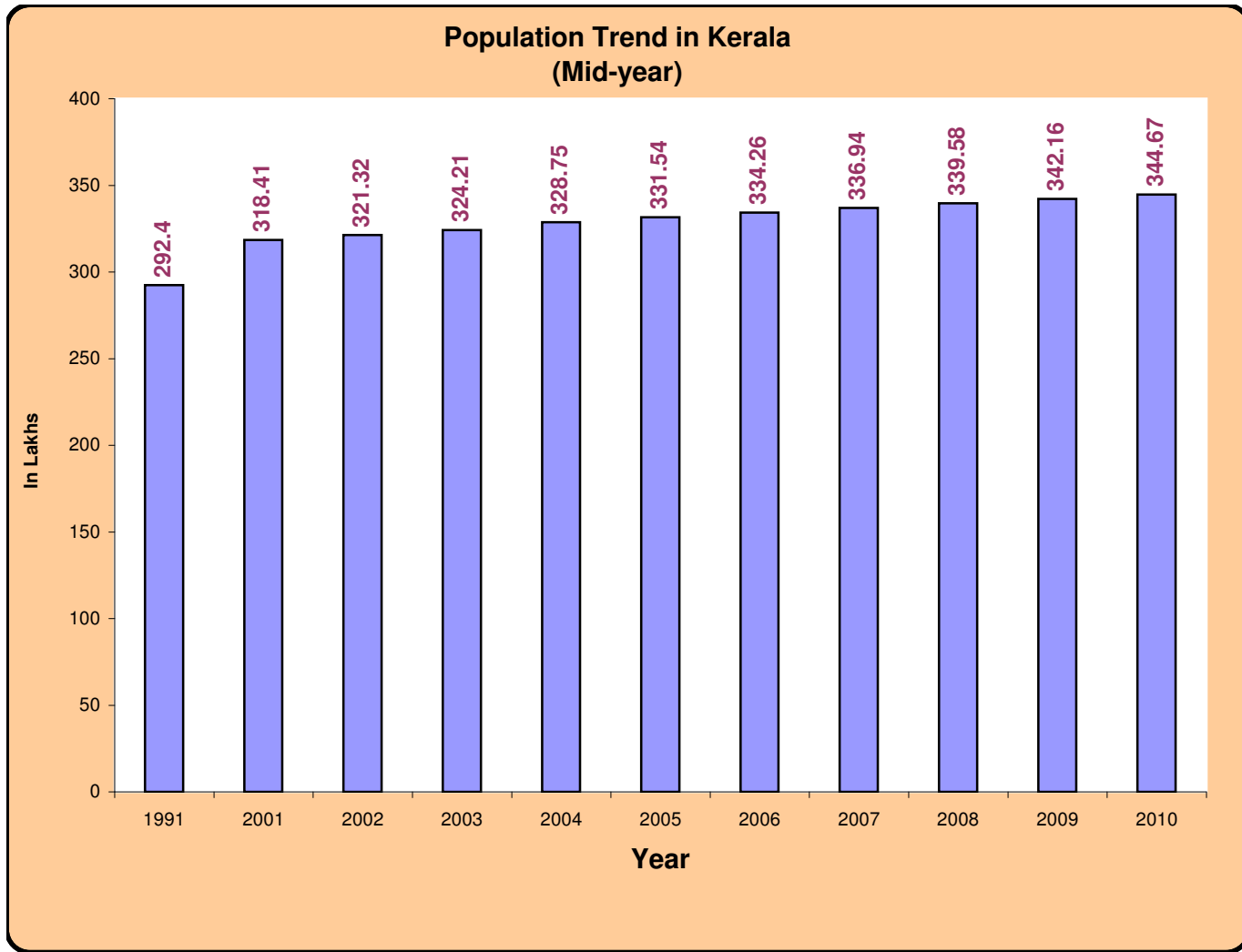
Refer Table B-10 & B-11

Table B-12
POPULATION OF INDIAN STATES

(In lakhs)

| Sl No | States | 1991 | 2001 | 2002 | 2003 | 2004 | 2005 | 2006 | 2007 | 2008 | 2009 | 2010 |
|-------|--------------------------------|---------------|----------------|----------------|----------------|----------------|----------------|----------------|----------------|----------------|----------------|----------------|
| 1 | 2 | 3 | 7 | 8 | 9 | 10 | 11 | 12 | 13 | 14 | 15 | 16 |
| 1 | Andhra Pr. | 669.10 | 762.10 | 771.54 | 780.74 | 789.73 | 798.52 | 807.12 | 815.54 | 823.75 | 831.78 | 839.64 |
| 2 | Arunachal Pr. | 8.70 | 10.98 | 11.12 | 11.27 | 11.41 | 11.56 | 11.69 | 11.84 | 11.98 | 12.12 | 12.27 |
| 3 | Assam | 225.80 | 266.56 | 270.71 | 274.78 | 278.78 | 282.73 | 286.65 | 290.53 | 294.35 | 298.14 | 301.91 |
| 4 | Bihar | 870.20 | 829.99 | 846.12 | 861.94 | 877.45 | 892.64 | 907.52 | 922.08 | 936.33 | 950.26 | 963.89 |
| 5 | Chhattisgarh | | 208.34 | 211.97 | 215.53 | 219.04 | 222.51 | 225.94 | 229.34 | 232.69 | 236.00 | 239.29 |
| 6 | Delhi | 95.30 | 138.51 | 142.73 | 146.98 | 151.29 | 155.69 | 160.21 | 164.84 | 169.55 | 174.37 | 179.35 |
| 7 | Goa | 11.80 | 13.48 | 13.54 | 13.76 | 14.09 | 14.50 | 14.92 | 15.40 | 15.96 | 16.55 | 17.14 |
| 8 | Gujarat | 415.60 | 506.71 | 515.56 | 524.29 | 532.90 | 541.40 | 549.79 | 558.08 | 566.26 | 574.34 | 582.32 |
| 9 | Haryana | 165.90 | 211.45 | 215.79 | 220.15 | 224.50 | 228.83 | 233.14 | 237.43 | 241.71 | 245.97 | 250.20 |
| 10 | Himachal Pr. | 52.00 | 60.78 | 61.57 | 62.34 | 63.09 | 63.83 | 64.55 | 65.26 | 65.95 | 66.62 | 67.28 |
| 11 | J & K | 77.80 | 101.44 | 103.01 | 104.61 | 106.22 | 107.83 | 109.41 | 110.99 | 112.57 | 114.14 | 115.68 |
| 12 | Jharkhand | | 269.46 | 274.43 | 279.22 | 283.88 | 288.46 | 292.99 | 297.45 | 301.81 | 306.11 | 310.40 |
| 13 | Karnataka | 452.20 | 528.51 | 535.54 | 542.46 | 549.26 | 555.97 | 562.58 | 569.09 | 575.50 | 581.81 | 588.04 |
| 14 | Kerala | 292.40 | 318.41 | 321.32 | 324.21 | 328.75 | 331.54 | 334.26 | 336.94 | 339.58 | 342.16 | 344.67 |
| 15 | Madhya Pr. | 666.40 | 603.48 | 615.81 | 627.99 | 640.06 | 652.02 | 663.90 | 675.69 | 687.37 | 698.97 | 710.50 |
| 16 | Maharashtra | 794.50 | 968.79 | 984.45 | 1000.30 | 1016.24 | 1032.18 | 1048.04 | 1063.86 | 1079.72 | 1095.53 | 1111.18 |
| 17 | Manipur | 18.50 | 21.67 | 21.95 | 22.23 | 22.51 | 22.80 | 23.08 | 23.36 | 23.64 | 23.93 | 24.21 |
| 18 | Meghalaya | 17.90 | 23.19 | 23.49 | 23.79 | 24.09 | 24.40 | 24.70 | 25.00 | 25.30 | 25.60 | 25.91 |
| 19 | Mizoram | 7.00 | 8.89 | 9.00 | 9.12 | 9.23 | 9.35 | 9.46 | 9.58 | 9.70 | 9.81 | 9.93 |
| 20 | Nagaland | 12.20 | 19.90 | 20.16 | 20.42 | 20.68 | 20.94 | 21.19 | 21.45 | 21.71 | 21.97 | 22.23 |
| 21 | Orissa | 318.60 | 368.05 | 372.44 | 376.70 | 380.85 | 384.90 | 388.87 | 392.76 | 396.55 | 400.25 | 403.89 |
| 22 | Punjab | 203.90 | 243.59 | 246.99 | 250.41 | 253.84 | 257.24 | 260.59 | 263.91 | 267.22 | 270.48 | 273.68 |
| 23 | Rajasthan | 443.30 | 565.07 | 576.64 | 588.25 | 599.84 | 611.36 | 622.76 | 634.08 | 645.34 | 656.50 | 667.50 |
| 24 | Sikkim | 4.10 | 5.41 | 5.48 | 5.55 | 5.62 | 5.69 | 5.76 | 5.83 | 5.91 | 5.98 | 6.05 |
| 25 | Tamil Nadu | 560.50 | 624.06 | 629.89 | 635.52 | 640.96 | 646.23 | 651.35 | 656.29 | 661.06 | 665.66 | 670.12 |
| 26 | Tripura | 27.80 | 31.99 | 32.41 | 32.83 | 33.24 | 33.66 | 34.07 | 34.49 | 34.91 | 35.32 | 35.74 |
| 27 | Uttarakhand | | 84.89 | 86.34 | 87.80 | 89.27 | 90.73 | 92.19 | 93.65 | 95.11 | 96.56 | 98.00 |
| 28 | Uttar Pradesh | 1399.60 | 1661.98 | 1695.47 | 1729.44 | 1763.74 | 1798.24 | 1832.82 | 1867.55 | 1902.54 | 1937.63 | 1972.71 |
| 29 | West Bengal | 684.70 | 801.76 | 812.78 | 823.20 | 833.16 | 842.77 | 852.16 | 861.25 | 869.95 | 878.39 | 886.69 |
| 30 | Puducherry | | | | | | 10.57 | 10.98 | 11.46 | 12.04 | 12.67 | 13.31 |
| | Other Union Territories | 20.30 | 26.70 | 27.19 | 28.03 | 29.13 | 19.82 | 20.76 | 21.76 | 22.87 | 24.03 | 25.19 |
| | All India | 8516.1 | 10286.1 | 10455.4 | 10623.9 | 10792.9 | 10958.9 | 11123.5 | 11286.8 | 11448.9 | 11609.7 | 11768.9 |

Source: Census of India website



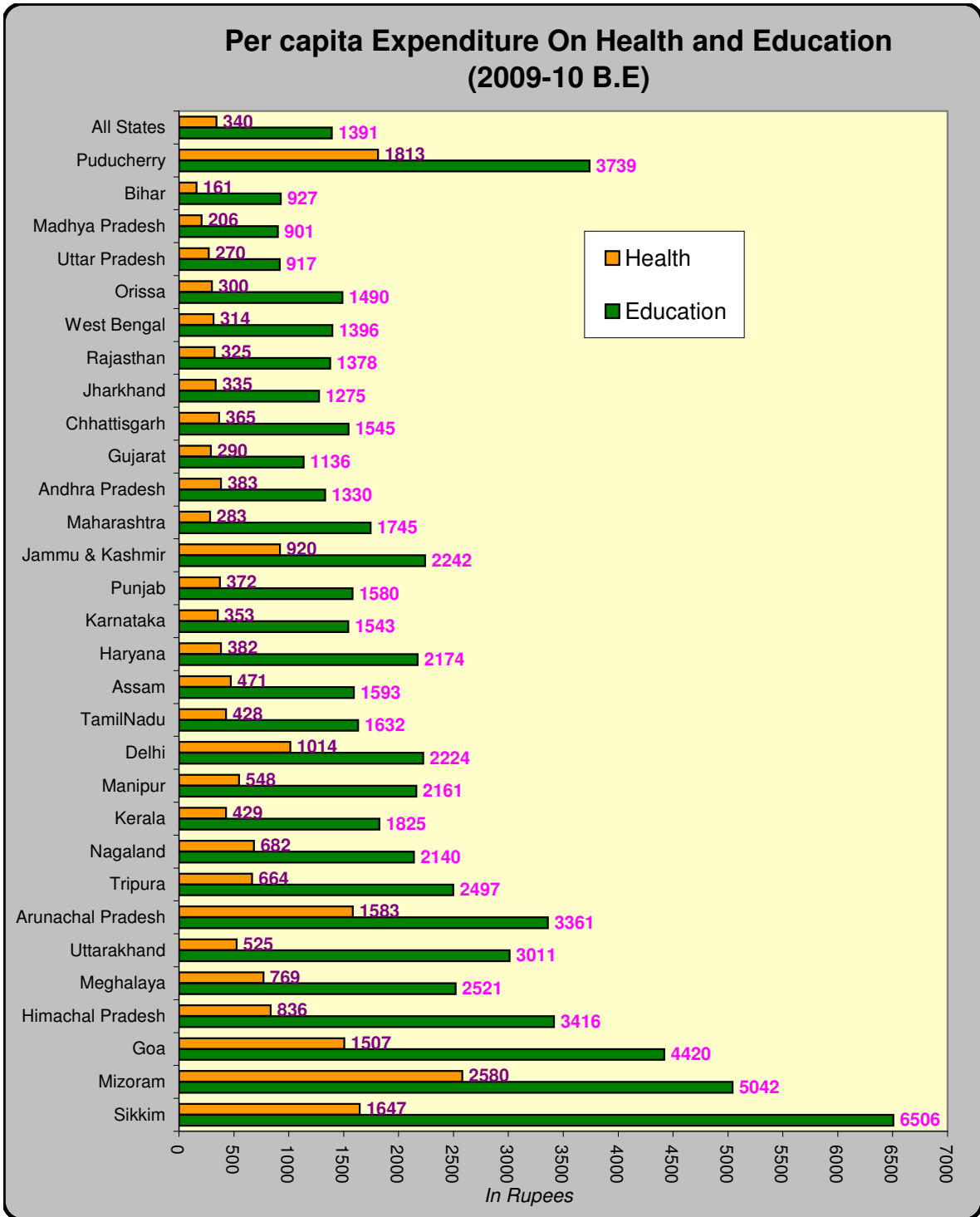
Refer Table B-12

Table B-13
PER CAPITA EXPENDITURE ON EDUCATION, MEDICAL AND PUBLIC HEALTH
(Revenue & Capital Account Combined)

| Sl. No | State | 1990-91* | | 2000-01 | | 2003-04 | | 2004-05 | | 2005-06 | | 2006-07 | | 2007-08 | | 2008-09 R.E | | 2009-10 B.E | |
|--------|-------------------|------------|-----------|------------|------------|------------|------------|------------|------------|-------------|------------|-------------|------------|-------------|------------|-------------|------------|-------------|------------|
| | | Edn | Health | Edn. | Health | Edn | Health | Edn | Health | Edn | Health | Edn | Health | Edn | Health | Edn | Health | Edn | Health |
| 1 | 2 | 3 | 4 | 5 | 6 | 7 | 8 | 9 | 10 | 11 | 12 | 13 | 14 | 15 | 16 | 17 | 18 | 19 | 20 |
| 1 | Andhra Pradesh | 171 | 52 | 496 | 141 | 598 | 155 | 581 | 152 | 671 | 160 | 757 | 186 | 825 | 256 | 1229 | 309 | 1330 | 383 |
| 2 | Arunachal Pradesh | 592 | 225 | 648 | 484 | 1753 | 639 | 1951 | 783 | 2065 | 618 | 2539 | 1007 | 2808 | 932 | 4253 | 1533 | 3361 | 1583 |
| 3 | Assam | 221 | 51 | 742 | 109 | 849 | 111 | 884 | 125 | 874 | 118 | 960 | 172 | 1049 | 194 | 1455 | 417 | 1593 | 471 |
| 4 | Bihar | 142 | 39 | 401 | 71 | 414 | 65 | 356 | 59 | 490 | 100 | 591 | 112 | 602 | 135 | 805 | 165 | 927 | 161 |
| 5 | Chhattisgarh | | | | | 444 | 119 | 534 | 128 | 574 | 132 | 682 | 157 | 882 | 177 | 1330 | 316 | 1545 | 365 |
| 6 | Delhi | | | 798 | 366 | 851 | 467 | 1093 | 531 | 1047 | 565 | 1218 | 677 | 1461 | 781 | 1993 | 1026 | 2224 | 1014 |
| 7 | Goa | 653 | 254 | 1462 | 522 | 2037 | 743 | 2403 | 796 | 2303 | 903 | 2909 | 958 | 2853 | 1033 | 4246 | 1662 | 4420 | 1507 |
| 8 | Gujarat | 226 | 61 | 764 | 163 | 699 | 146 | 746 | 159 | 791 | 173 | 907 | 184 | 1025 | 213 | 1083 | 244 | 1136 | 290 |
| 9 | Haryana | 202 | 60 | 673 | 133 | 696 | 142 | 747 | 149 | 871 | 176 | 999 | 185 | 1195 | 219 | 1695 | 315 | 2174 | 382 |
| 10 | Himachal Pradesh | 385 | 145 | 1348 | 399 | 1605 | 498 | 1713 | 531 | 1897 | 557 | 2206 | 618 | 2507 | 652 | 3430 | 810 | 3416 | 836 |
| 11 | Jammu & Kashmir | 293 | 137 | 872 | 366 | 904 | 440 | 972 | 462 | 1097 | 510 | 1269 | 660 | 1410 | 809 | 1669 | 789 | 2242 | 920 |
| 12 | Jharkhand | | | | | 491 | 111 | 609 | 118 | 730 | 256 | 817 | 285 | 934 | 247 | 1270 | 295 | 1275 | 335 |
| 13 | Karnataka | 187 | 62 | 670 | 161 | 691 | 149 | 790 | 157 | 875 | 181 | 1024 | 210 | 1218 | 286 | 1518 | 351 | 1543 | 353 |
| 14 | Kerala | 269 | 90 | 817 | 185 | 946 | 227 | 992 | 246 | 1046 | 268 | 1183 | 302 | 1354 | 337 | 1634 | 401 | 1825 | 429 |
| 15 | Madhya Pradesh | 141 | 49 | 346 | 94 | 373 | 112 | 396 | 121 | 445 | 135 | 564 | 155 | 579 | 161 | 844 | 194 | 901 | 206 |
| 16 | Maharashtra | 222 | 68 | 1034 | 160 | 938 | 177 | 998 | 180 | 1041 | 201 | 1186 | 196 | 1296 | 233 | 1548 | 293 | 1745 | 283 |
| 17 | Manipur | 438 | 111 | 1110 | 234 | 1227 | 232 | 1581 | 240 | 1658 | 294 | 1876 | 392 | 2268 | 611 | 2365 | 671 | 2161 | 548 |
| 18 | Meghalaya | 379 | 165 | 974 | 300 | 1122 | 363 | 1277 | 382 | 1267 | 416 | 1326 | 436 | 1714 | 556 | 2473 | 632 | 2521 | 769 |
| 19 | Mizoram | 704 | 171 | 1994 | 620 | 2358 | 878 | 2670 | 735 | 3071 | 727 | 3355 | 778 | 3529 | 875 | 4252 | 1705 | 5042 | 2580 |
| 20 | Nagaland | 461 | 255 | 1411 | 479 | 1232 | 412 | 1197 | 575 | 1531 | 516 | 1789 | 555 | 1897 | 684 | 2134 | 737 | 2140 | 682 |
| 21 | Orissa | 171 | 59 | 491 | 107 | 501 | 113 | 520 | 141 | 595 | 101 | 637 | 132 | 832 | 162 | 1262 | 271 | 1490 | 300 |
| 22 | Punjab | 281 | 91 | 790 | 253 | 826 | 221 | 834 | 218 | 893 | 245 | 896 | 242 | 1034 | 261 | 1447 | 411 | 1580 | 372 |
| 23 | Rajasthan | 196 | 62 | 614 | 140 | 613 | 139 | 654 | 152 | 758 | 169 | 799 | 184 | 867 | 201 | 1166 | 264 | 1378 | 325 |
| 24 | Sikkim | 717 | 250 | 2399 | 536 | 3093 | 676 | 3331 | 910 | 3871 | 938 | 4111 | 888 | 4438 | 1157 | 5590 | 1459 | 6506 | 1647 |
| 25 | TamilNadu | 201 | 66 | 714 | 162 | 667 | 167 | 729 | 180 | 811 | 208 | 958 | 217 | 1077 | 231 | 1430 | 324 | 1632 | 428 |
| 26 | Tripura | 418 | 108 | 1088 | 179 | 1526 | 249 | 1775 | 279 | 1488 | 423 | 1536 | 462 | 1681 | 519 | 2106 | 767 | 2497 | 664 |
| 27 | Uttarakhand | | | | | 1234 | 215 | 1300 | 253 | 1441 | 360 | 1674 | 402 | 1873 | 446 | 1424 | 481 | 3011 | 525 |
| 28 | Uttar Pradesh | 154 | 40 | 363 | 70 | 360 | 88 | 413 | 103 | 500 | 144 | 600 | 210 | 660 | 198 | 801 | 279 | 917 | 270 |
| 29 | West Bengal | 218 | 73 | 580 | 167 | 544 | 149 | 592 | 148 | 652 | 164 | 735 | 173 | 823 | 193 | 991 | 229 | 1396 | 314 |
| 30 | Puducherry | | | | | | | | | | | 2157 | 1602 | 2267 | 1744 | 3491 | 1460 | 3739 | 1813 |
| | All States | 190 | 59 | 605 | 138 | 617 | 147 | 661 | 146 | 736 | 182 | 846 | 212 | 946 | 237 | 1216 | 310 | 1391 | 340 |

* Public Health only

Source: (i) State Finances- A Study of Budgets of 2009-10, RBI
Source: (ii) Central Statistical Organisation



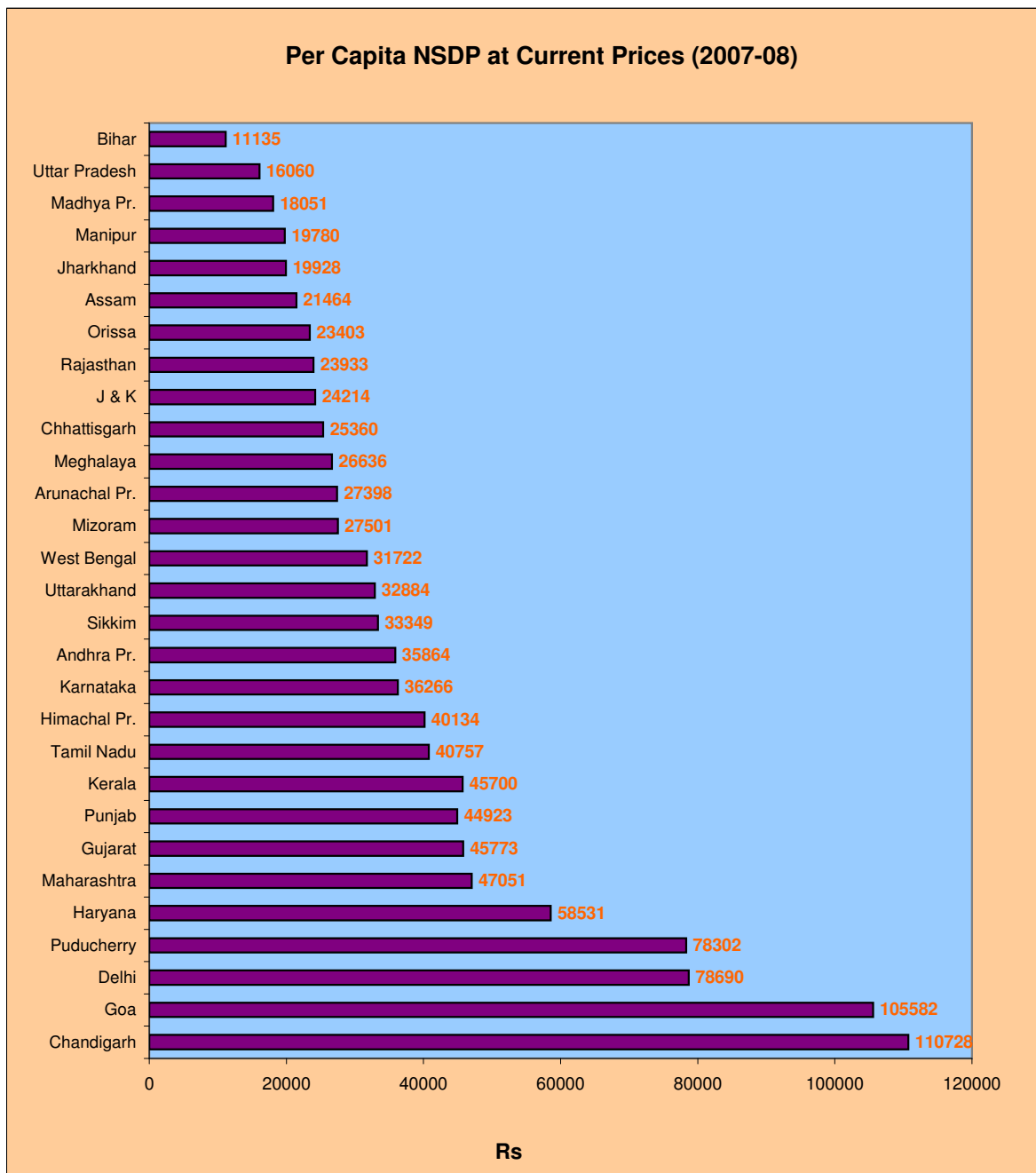
Refer TB-13

Table B-14
STATEMENT : PER CAPITA NSDP (STATE INCOME) AT CURRENT PRICES

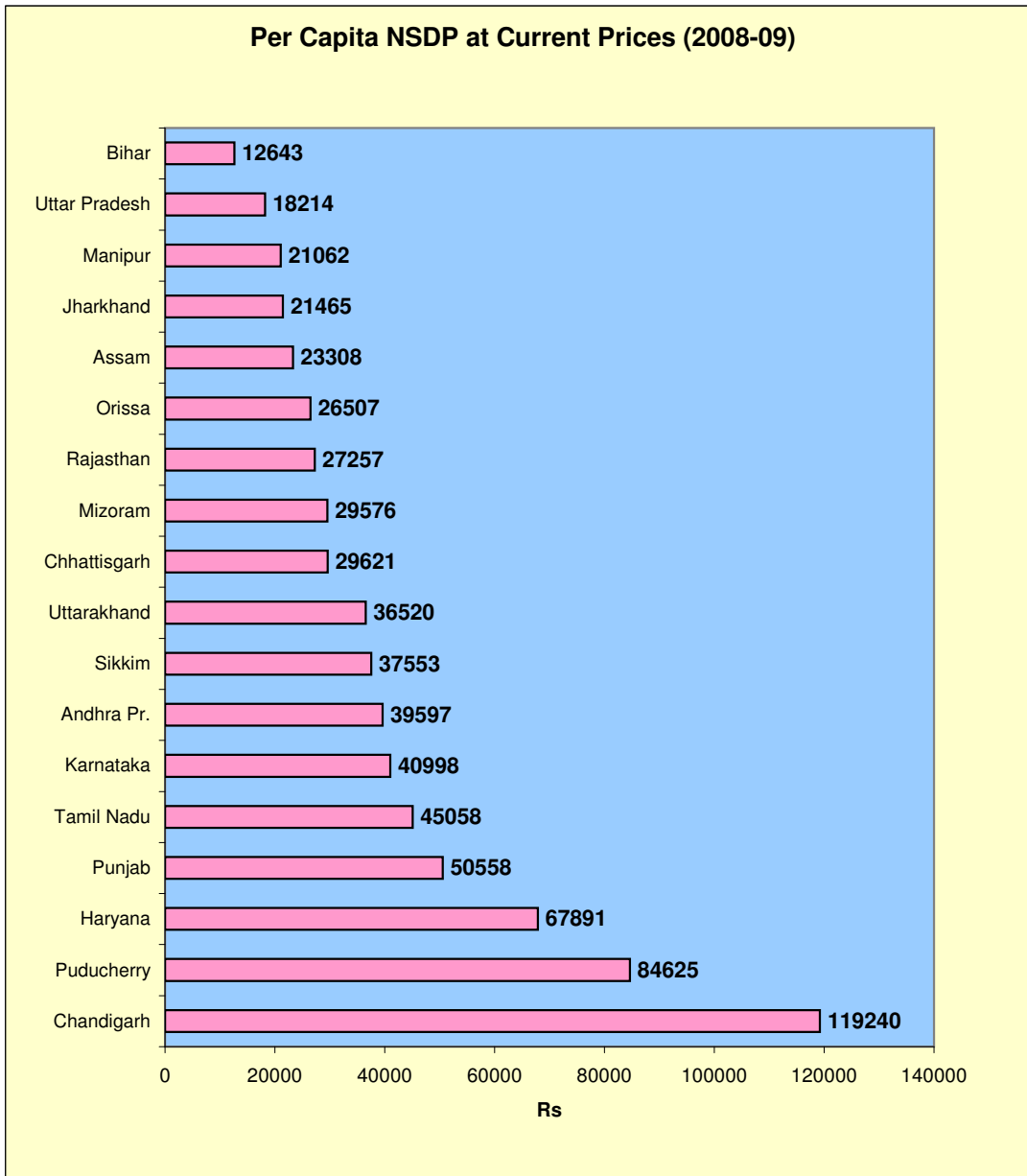
(In Rupees)

| Sl. No. | State | 1997-98 | 1998-99 | 1999-00 | 2000-01 | 2001-02 | 2002-03 | 2003-04 | 2004-05 | 2005-06 | 2006-07 | 2007-08 | 2008-09 |
|---------|---------------------------------|--------------|--------------|--------------|--------------|--------------|--------------|--------------|--------------|--------------|--------------|--------------|--------------|
| 1 | 2 | 3 | 4 | 5 | 6 | 7 | 8 | 9 | 10 | 11 | 12 | 13 | 14 |
| 1 | Andhra Pr. | 11650 | 13965 | 15427 | 17195 | 18573 | 19434 | 21931 | 23925 | 26662 | 30439 | 35864 | 39597 |
| 2 | Arunachal Pr. | 11642 | 12955 | 13990 | 15260 | 17664 | 17124 | 19322 | 22185 | 22335 | 25639 | 27398 | NA |
| 3 | Assam | 7966 | 8826 | 12282 | 12803 | 13059 | 14421 | 15487 | 16900 | 18378 | 19857 | 21464 | 23308 |
| 4 | Bihar | 4014 | 4495 | 5786 | 6415 | 6200 | 6930 | 6852 | 7449 | 7864 | 9817 | 11135 | 12643 |
| 5 | Chhattisgarh | 9218 | 10056 | 11629 | 10744 | 12170 | 13002 | 15515 | 16976 | 19501 | 21822 | 25360 | 29621 |
| 6 | Delhi | 30736 | 34332 | 38913 | 40678 | 42375 | 45337 | 49004 | 54505 | 60951 | 70238 | 78690 | NA |
| 7 | Goa | 32647 | 40248 | 42296 | 43735 | 44110 | 48839 | 54577 | 66135 | 78612 | 87501 | 105582 | NA |
| 8 | Gujarat | 16585 | 19001 | 18864 | 18392 | 19823 | 22683 | 26922 | 28846 | 34264 | 39459 | 45773 | NA |
| 9 | Haryana | 17530 | 19340 | 23229 | 25583 | 27998 | 30413 | 34099 | 37800 | 41997 | 50488 | 58531 | 67891 |
| 10 | Himachal Pr. | 13488 | 16144 | 20806 | 22795 | 24608 | 26627 | 28333 | 31198 | 33954 | 36781 | 40134 | NA |
| 11 | J & K | 9491 | 11591 | 13816 | 14268 | 15019 | 16739 | 17991 | 19337 | 20799 | 22426 | 24214 | NA |
| 12 | Jharkhand | 9581 | 10715 | 11549 | 10345 | 11034 | 11835 | 12951 | 15555 | 16267 | 18474 | 19928 | 21465 |
| 13 | Karnataka | 12832 | 15396 | 17502 | 18344 | 18547 | 19621 | 20901 | 24707 | 28787 | 31713 | 36266 | 40998 |
| 14 | Kerala | 14523 | 16370 | 19461 | 20094 | 21257 | 23482 | 25995 | 31871 | 36276 | 40419 | 45700 | 52012 |
| 15 | Madhya Pr. | 9440 | 10678 | 12384 | 11862 | 12697 | 12303 | 14306 | 14471 | 15466 | 16875 | 18051 | NA |
| 16 | Maharashtra | 19016 | 20143 | 23011 | 22777 | 24035 | 26015 | 29139 | 32376 | 36048 | 41144 | 47051 | NA |
| 17 | Manipur | 8813 | 9742 | 13260 | 12369 | 12970 | 13250 | 14728 | 16433 | 17772 | 18630 | 19780 | 21062 |
| 18 | Meghalaya | 10270 | 11914 | 14355 | 15657 | 17241 | 18208 | 19702 | 21170 | 22852 | 24766 | 26636 | NA |
| 19 | Mizoram | 12393 | 13479 | 16443 | 17826 | 19430 | 20896 | 21963 | 22417 | 24029 | 25682 | 27501 | 29576 |
| 20 | Nagaland | 13052 | 12408 | 13819 | 16903 | 18961 | 20407 | 20821 | 20998 | 21083 | NA | NA | NA |
| 21 | Orissa | 7973 | 8766 | 10567 | 10452 | 11075 | 11788 | 14252 | 16306 | 17707 | 20805 | 23403 | 26507 |
| 22 | Punjab | 18764 | 21195 | 25631 | 27881 | 28943 | 29309 | 31261 | 32970 | 36277 | 39860 | 44923 | 50558 |
| 23 | Rajasthan | 10997 | 12360 | 13619 | 13020 | 14098 | 13128 | 16507 | 16874 | 18008 | 21203 | 23933 | 27257 |
| 24 | Sikkim | 12665 | 14270 | 14890 | 16077 | 17324 | 19428 | 21476 | 23791 | 26628 | 29819 | 33349 | 37553 |
| 25 | Tamil Nadu | 15388 | 17383 | 19432 | 20972 | 20942 | 21830 | 24087 | 27512 | 31663 | 37190 | 40757 | 45058 |
| 26 | Tripura | 9658 | 11012 | 14119 | 15983 | 18368 | 19059 | 21138 | 22836 | 25700 | 27777 | NA | NA |
| 27 | Uttarakhand | 9961 | 10848 | 13516 | 15285 | 16232 | 18636 | 20312 | 23069 | 24928 | 29373 | 32884 | 36520 |
| 28 | Uttar Pradesh | 7826 | 8470 | 9749 | 9828 | 9995 | 10648 | 11458 | 12196 | 13315 | 14663 | 16060 | 18214 |
| 29 | West Bengal | 11682 | 13641 | 15888 | 16583 | 17862 | 18776 | 20872 | 22675 | 24533 | 28073 | 31722 | NA |
| 30 | A&N Islands | 22855 | 20504 | 24005 | 25047 | 26910 | 29830 | 32670 | 34640 | 36984 | 42561 | NA | NA |
| 31 | Chandigarh | 34583 | 39112 | 44502 | 49771 | 54836 | 63840 | 70434 | 79562 | 88456 | 100146 | 110728 | 119240 |
| 32 | Puducherry | 25720 | 28768 | 30486 | 35994 | 38704 | 44331 | 47778 | 43303 | 52408 | 71719 | 78302 | 84625 |
| | All-India Per Capita NNP | 12707 | 14396 | 15881 | 16688 | 17782 | 18885 | 20871 | 23198 | 26003 | 29524 | 33283 | 37490 |

Source: NSDP used :1993-94 Series up to1998-99 , 1999-2000 series up to 2003-04 and 2004-05 series from 2004-05 (from the web site of Central Statistical Organisation) As on 12.11.2010



Refer Table B-14



Refer Table B-14

Table B-15
PER CAPITA NET STATE DOMESTIC PRODUCT (NSDP) AT CONSTANT PRICES

| (In Rupees) | | | | | | | | | | | | | |
|---------------|---------------------------------|-------------|-------------|--------------|--------------|--------------|--------------|--------------|--------------|--------------|--------------|--------------|--------------|
| Sl. No. | State | 1997-98 | 1998-99 | 1999-00 | 2000-01 | 2001-02 | 2002-03 | 2003-04 | 2004-05 | 2005-06 | 2006-07 | 2007-08 | 2008-09 |
| 1 | 2 | 3 | 4 | 5 | 6 | 7 | 8 | 9 | 10 | 11 | 12 | 13 | 14 |
| 1 | Andhra Pr. | 8191 | 9144 | 15427 | 16574 | 17213 | 17340 | 18819 | 19963 | 21728 | 23898 | 26195 | 26983 |
| 2 | Arunachal Pr. | 8634 | 8712 | 13990 | 14726 | 16793 | 15832 | 17340 | 19339 | 18081 | 20087 | 20570 | NA |
| 3 | Assam | 5796 | 5664 | 12282 | 12447 | 12529 | 13072 | 13675 | 13946 | 14419 | 15152 | 15857 | 16597 |
| 4 | Bihar | 3100 | 3210 | 5786 | 6554 | 5994 | 6658 | 6117 | 6772 | 6719 | 8167 | 8703 | 9586 |
| 5 | Chhattisgarh | 6810 | 6873 | 11629 | 10808 | 12202 | 11716 | 13661 | 14070 | 14694 | 15660 | 16740 | 17684 |
| 6 | Delhi | 23482 | 23762 | 38913 | 38975 | 39026 | 40929 | 41930 | 45057 | 48885 | 54821 | 60189 | NA |
| 7 | Goa | 20595 | 25364 | 42296 | 38989 | 39339 | 40602 | 42206 | 45394 | 52201 | 56021 | 60232 | NA |
| 8 | Gujarat | 13018 | 13735 | 18864 | 17227 | 18200 | 19509 | 22387 | 23346 | 26268 | 28335 | 31780 | NA |
| 9 | Haryana | 12389 | 12728 | 23229 | 24412 | 25598 | 26726 | 28861 | 30822 | 32975 | 37314 | 39796 | 42267 |
| 10 | Himachal Pr. | 9625 | 10131 | 20806 | 21824 | 22543 | 23234 | 24377 | 26278 | 27443 | 28639 | 30586 | NA |
| 11 | J & K | 7128 | 7296 | 13816 | 13859 | 13784 | 14341 | 14848 | 15414 | 16086 | 16817 | 17590 | NA |
| 12 | Jharkhand | 7259 | 7754 | 11549 | 9980 | 10451 | 10563 | 11173 | 12869 | 12950 | 14252 | 15303 | 16249 |
| 13 | Karnataka | 9416 | 10549 | 17502 | 17352 | 17402 | 18115 | 18236 | 19840 | 22322 | 23593 | 26418 | 27385 |
| 14 | Kerala | 9265 | 9819 | 19461 | 19854 | 20681 | 21942 | 23156 | 31871 | 34837 | 37284 | 40287 | 42646 |
| 15 | Madhya Pr. | 7301 | 7621 | 12384 | 11150 | 11715 | 10880 | 11870 | 12032 | 12567 | 12881 | 13299 | NA |
| 16 | Maharashtra | 13925 | 14199 | 23011 | 21892 | 22258 | 23447 | 24859 | 26603 | 28683 | 30982 | 33302 | NA |
| 17 | Manipur | 6434 | 6401 | 13260 | 12157 | 12641 | 12319 | 13389 | 14334 | 14663 | 14941 | 15667 | 16805 |
| 18 | Meghalaya | 7881 | 8507 | 14355 | 14910 | 15518 | 15882 | 16658 | 17595 | 18501 | 19292 | 20094 | NA |
| 19 | Mizoram | NA | NA | 16443 | 16635 | 17245 | 18429 | 18555 | 18904 | 18616 | 19220 | 19750 | 20483 |
| 20 | Nagaland | 10287 | 9118 | 13819 | 15746 | 16540 | 17122 | 17958 | 18147 | 18318 | NA | NA | NA |
| 21 | Orissa | 5382 | 5471 | 10567 | 10211 | 10701 | 10575 | 11951 | 13329 | 13957 | 15528 | 16149 | 16945 |
| 22 | Punjab | 13812 | 14334 | 25631 | 25986 | 25992 | 25955 | 27075 | 27905 | 28487 | 30041 | 31439 | 33153 |
| 23 | Rajasthan | 8601 | 8754 | 13619 | 12840 | 13933 | 12054 | 15579 | 14908 | 15577 | 17143 | 18095 | 19079 |
| 24 | Sikkim | 9539 | 9914 | 14890 | 15305 | 15953 | 17065 | 18159 | 19332 | 20777 | 22277 | 23684 | 25257 |
| 25 | Tamil Nadu | 11260 | 11592 | 19432 | 20319 | 19748 | 19662 | 20707 | 22975 | 25558 | 28320 | 29445 | 30652 |
| 27 | Uttar Pradesh | 5518 | 5432 | 9749 | 9721 | 9672 | 9806 | 10120 | 10421 | 10758 | 11334 | 11939 | 12481 |
| 28 | Uttarakhand | 7429 | 7385 | 13516 | 14932 | 15364 | 16530 | 17542 | 19524 | 20219 | 21816 | 23477 | 25114 |
| 29 | West Bengal | 8408 | 8814 | 15888 | 16244 | 17225 | 17567 | 18374 | 19367 | 20212 | 21753 | 23229 | NA |
| 30 | A&N Islands | 16350 | 14502 | 24005 | 23658 | 23869 | 25487 | 27229 | 27267 | 28637 | 31009 | NA | NA |
| 31 | Chandigarh | 25470 | 26718 | 44502 | 48292 | 50476 | 55991 | 59406 | 62352 | 65218 | 71129 | 75674 | 77801 |
| 32 | Puducherry | 17402 | 19279 | 30486 | 34190 | 35831 | 38648 | 39633 | 33585 | 35856 | 49303 | 55808 | 58755 |
| | All-India Per Capita NNP | 9244 | 9650 | 15881 | 16173 | 16769 | 17109 | 18301 | 19331 | 20868 | 22580 | 24295 | 25494 |

Source: NSDP used :1993-94 Series up to1998-99 , 1999-2000 series up to 2003-04 and 2004-05 series from 2004-05 (from the web site of Central Statistical Organisation) As on 12.11.2010

Table B-16(a)
DEBT OUTSTANDING-GSDP RATIO

| Sl.No | States | At the end of March | | | | | | | | | |
|-------|-------------------|---------------------|--------------|--------------|--------------|--------------|--------------|--------------|--------------|--------------|--------------|
| | | 1999 | 2000 | 2001 | 2002 | 2003 | 2004 | 2005 | 2006 | 2007 | 2008 |
| 1 | 2 | 3 | 4 | 5 | 6 | 7 | 8 | 9 | 10 | 11 | 12 |
| 1 | Andhra Pradesh | 0.208 | 0.225 | 0.246 | 0.271 | 0.300 | 0.315 | 0.384 | 0.386 | 0.351 | 0.252 |
| 2 | Arunachal Pradesh | 0.567 | 0.561 | 0.539 | 0.427 | 0.550 | 0.403 | 0.630 | 0.752 | 0.729 | 0.689 |
| 3 | Assam | 0.267 | 0.247 | 0.277 | 0.309 | 0.319 | 0.308 | 0.310 | 0.307 | 0.294 | 0.278 |
| 4 | Bihar | 0.597 | 0.565 | 0.590 | 0.682 | 0.691 | 0.620 | 0.542 | 0.542 | 0.449 | 0.402 |
| 5 | Chhattisgarh | | | | | 0.000 | 0.258 | 0.237 | 0.218 | 0.204 | 0.171 |
| 6 | Delhi | 0.087 | 0.099 | 0.115 | 0.137 | 0.163 | 0.195 | 0.172 | 0.204 | 0.204 | 0.176 |
| 7 | Goa | 0.277 | 0.303 | 0.334 | 0.370 | 0.360 | 0.386 | 0.347 | 0.352 | 0.348 | 0.339 |
| 8 | Gujarat | 0.178 | 0.209 | 0.268 | 0.299 | 0.311 | 0.326 | 0.322 | 0.311 | 0.291 | 0.272 |
| 9 | Haryana | 0.218 | 0.228 | 0.227 | 0.244 | 0.257 | 0.259 | 0.240 | 0.235 | 0.203 | 0.175 |
| 10 | Himachal Pradesh | 0.534 | 0.459 | 0.503 | 0.540 | 0.589 | 0.644 | 0.641 | 0.607 | 0.586 | 0.567 |
| 11 | Jammu & Kashmir | 0.504 | 0.494 | 0.525 | 0.538 | 0.541 | 0.576 | 0.610 | 0.623 | 0.618 | 0.625 |
| 12 | Jharkhand | | | 0.000 | 0.000 | 0.000 | 0.303 | 0.238 | 0.285 | 0.313 | 0.271 |
| 13 | Karnataka | 0.176 | 0.192 | 0.215 | 0.241 | 0.261 | 0.279 | 0.266 | 0.256 | 0.238 | 0.216 |
| 14 | Kerala | 0.279 | 0.294 | 0.332 | 0.346 | 0.358 | 0.393 | 0.350 | 0.335 | 0.324 | 0.316 |
| 15 | Madhya Pradesh | 0.280 | 0.288 | 0.332 | 0.349 | 0.404 | 0.334 | 0.385 | 0.387 | 0.371 | 0.344 |
| 16 | Maharashtra | 0.146 | 0.155 | 0.178 | 0.193 | 0.205 | 0.232 | 0.226 | 0.241 | 0.229 | 0.214 |
| 17 | Manipur | 0.441 | 0.436 | 0.544 | 0.502 | 0.618 | 0.458 | 0.679 | 0.712 | 0.688 | 0.628 |
| 18 | Meghalaya | 0.242 | 0.240 | 0.259 | 0.274 | 0.307 | 0.322 | 0.365 | 0.340 | 0.339 | 0.335 |
| 19 | Mizoram | 0.586 | 0.570 | 0.633 | 0.691 | 0.763 | 0.859 | 0.895 | 0.861 | 0.877 | 0.871 |
| 20 | Nagaland | 0.578 | 0.587 | 0.537 | 0.536 | 0.613 | 0.438 | 0.510 | 0.559 | | |
| 21 | Orissa | 0.442 | 0.427 | 0.506 | 0.538 | 0.578 | 0.520 | 0.475 | 0.462 | 0.399 | 0.342 |
| 22 | Punjab | 0.374 | 0.352 | 0.373 | 0.408 | 0.451 | 0.479 | 0.462 | 0.448 | 0.399 | 0.382 |
| 23 | Rajasthan | 0.289 | 0.323 | 0.372 | 0.399 | 0.485 | 0.453 | 0.469 | 0.474 | 0.423 | 0.393 |
| 24 | Sikkim | 0.645 | 0.757 | 0.721 | 0.711 | 0.681 | 0.736 | 0.682 | 0.664 | 0.654 | 0.685 |
| 25 | Tamil Nadu | 0.164 | 0.178 | 0.195 | 0.220 | 0.247 | 0.263 | 0.248 | 0.244 | 0.217 | 0.212 |
| 26 | Tripura | 0.364 | 0.392 | 0.402 | 0.413 | 0.467 | 0.473 | 0.582 | 0.561 | 0.531 | |
| 27 | Uttarakhand | | | 0.000 | 0.000 | 0.000 | 0.348 | 0.389 | 0.418 | 0.382 | 0.372 |
| 28 | Uttar Pradesh | 0.315 | 0.347 | 0.366 | 0.400 | 0.417 | 0.434 | 0.443 | 0.438 | 0.419 | 0.393 |
| 29 | West Bengal | 0.248 | 0.274 | 0.329 | 0.371 | 0.426 | 0.433 | 0.436 | 0.453 | 0.418 | 0.406 |
| 30 | Puducherry | | | | | | | | 0.000 | 0.297 | 0.265 |
| | All States | 0.195 | 0.235 | 0.259 | 0.280 | 0.304 | 0.323 | 0.319 | 0.316 | 0.294 | 0.268 |

Sources: (i) State Finances- A Study of Budgets of 2009-10 , RBI

(ii)GSDP - from Website of Central Statistical Organisation as on 12-11-2010, (Base Year 1999-2000).

Note (i) Debt: Internal Debt + Loans and Advances from Central Government+ Provident Fund etc.(it doesn't include non interest bearing other obligations)

Table B-16(b)
DEBT OUTSTANDING - ALL STATES

(Rs in crores)

| Sl. No | States | At the end of March | | | | | | | | | |
|--------|-------------------|---------------------|---------------|---------------|---------------|---------------|----------------|----------------|----------------|----------------|----------------|
| | | 2001 | 2002 | 2003 | 2004 | 2005 | 2006 | 2007 | 2008 | 2009 RE | 2010 BE |
| 1 | 2 | 3 | 4 | 5 | 6 | 7 | 8 | 9 | 10 | 11 | 12 |
| 1 | Andhra Pradesh | 35651 | 42492 | 50083 | 59833 | 81376 | 92578 | 97465 | 82600 | 93622 | 109912 |
| 2 | Arunachal Pradesh | 973 | 898 | 1140 | 954 | 1797 | 2193 | 2477 | 2538 | 2743 | 2980 |
| 3 | Assam | 10199 | 11832 | 13848 | 14551 | 16276 | 17725 | 18738 | 19586 | 22037 | 24447 |
| 4 | Bihar | 33818 | 39324 | 44885 | 41000 | 39889 | 43142 | 44833 | 46135 | 49693 | 53754 |
| 5 | Chhattisgarh | | | | 10017 | 10352 | 11106 | 11774 | 11657 | 12237 | 14299 |
| 6 | Delhi | 7048 | 8900 | 11618 | 15481 | 15836 | 21567 | 25569 | 25339 | 25382 | 24646 |
| 7 | Goa | 2258 | 2623 | 2915 | 3594 | 3981 | 4668 | 5300 | 5828 | 6397 | 7194 |
| 8 | Gujarat | 29786 | 36938 | 44079 | 54808 | 60886 | 70645 | 76408 | 83519 | 91918 | 103950 |
| 9 | Haryana | 13179 | 15983 | 18640 | 21501 | 22524 | 25110 | 26446 | 26745 | 29939 | 37248 |
| 10 | Himachal Pradesh | 7871 | 9254 | 11142 | 13350 | 14795 | 15585 | 16760 | 18277 | 19980 | 21414 |
| 11 | Jammu & Kashmir | 8760 | 9708 | 11002 | 12781 | 14796 | 16525 | 17948 | 19879 | 22143 | 24064 |
| 12 | Jharkhand | | | | 12857 | 12238 | 15657 | 19811 | 18764 | 20621 | 22456 |
| 13 | Karnataka | 22158 | 27166 | 31530 | 36531 | 41491 | 47063 | 49081 | 51408 | 59240 | 67615 |
| 14 | Kerala | 23919 | 26951 | 31116 | 37959 | 41792 | 45878 | 49876 | 55411 | 61731 | 67354 |
| 15 | Madhya Pradesh | 26282 | 30313 | 35099 | 34383 | 41073 | 45301 | 48456 | 49070 | 54310 | 61055 |
| 16 | Maharashtra | 44680 | 52795 | 61256 | 78914 | 87201 | 105841 | 116636 | 126384 | 145322 | 167033 |
| 17 | Manipur | 1692 | 1691 | 2167 | 1824 | 3100 | 3607 | 3719 | 3675 | 3930 | 4165 |
| 18 | Meghalaya | 1047 | 1225 | 1462 | 1702 | 2117 | 2148 | 2358 | 2550 | 2812 | 3208 |
| 19 | Mizoram | 1100 | 1345 | 1652 | 1997 | 2196 | 2343 | 2627 | 2880 | 3097 | 3167 |
| 20 | Nagaland | 1908 | 2235 | 2872 | 2209 | 2728 | 3168 | 3443 | 3606 | 4082 | 4627 |
| 21 | Orissa | 22015 | 25278 | 29045 | 31969 | 33942 | 36448 | 37291 | 36366 | 37798 | 42151 |
| 22 | Punjab | 27830 | 32496 | 37086 | 43128 | 44693 | 48635 | 48330 | 52901 | 57746 | 63227 |
| 23 | Rajasthan | 30641 | 36573 | 42977 | 50599 | 55040 | 60920 | 64801 | 69138 | 75682 | 83640 |
| 24 | Sikkim | 731 | 808 | 869 | 1052 | 1093 | 1215 | 1333 | 1574 | 1858 | 2210 |
| 25 | Tamil Nadu | 28696 | 32691 | 39102 | 46068 | 50090 | 57345 | 60171 | 64654 | 75156 | 85812 |
| 26 | Tripura | 2210 | 2632 | 3145 | 3572 | 4826 | 5268 | 5458 | 4503 | 4572 | 5039 |
| 27 | Uttarakhand | | | | 7116 | 9221 | 10949 | 11991 | 13227 | 14569 | 16425 |
| 28 | Uttar Pradesh | 66401 | 76171 | 86293 | 98499 | 110318 | 121416 | 129741 | 135288 | 149556 | 166918 |
| 29 | West Bengal | 47249 | 58275 | 71631 | 81889 | 91211 | 104252 | 111345 | 123210 | 135133 | 154103 |
| 30 | Puducherry | | | | | | | 2518 | 2736 | 3783 | 4726 |
| | All States | 498092 | 586597 | 686655 | 820138 | 916878 | 1038298 | 1112704 | 1159448 | 1287089 | 1448838 |

Debt: Internal Debt + Loans and Advances from Central Government+ Provident Fund etc. (it doesn't include non interest bearing other obligations)

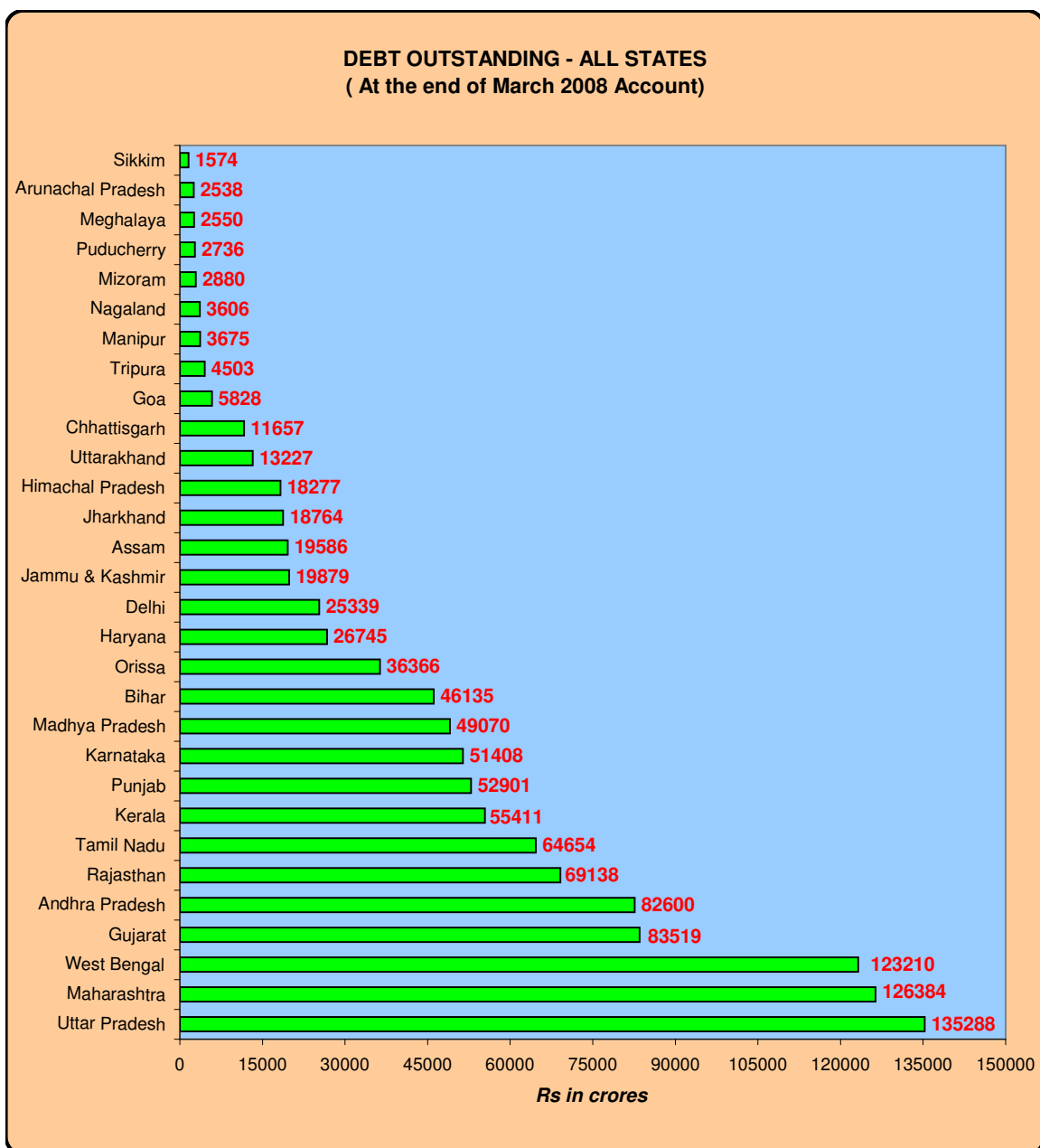
Source: State Finances- A Study of Budgets of 2009-10 RBI

Table B-16(c)
DEBT AS PERCENTAGE OF REVENUE RECEIPTS - ALL STATES

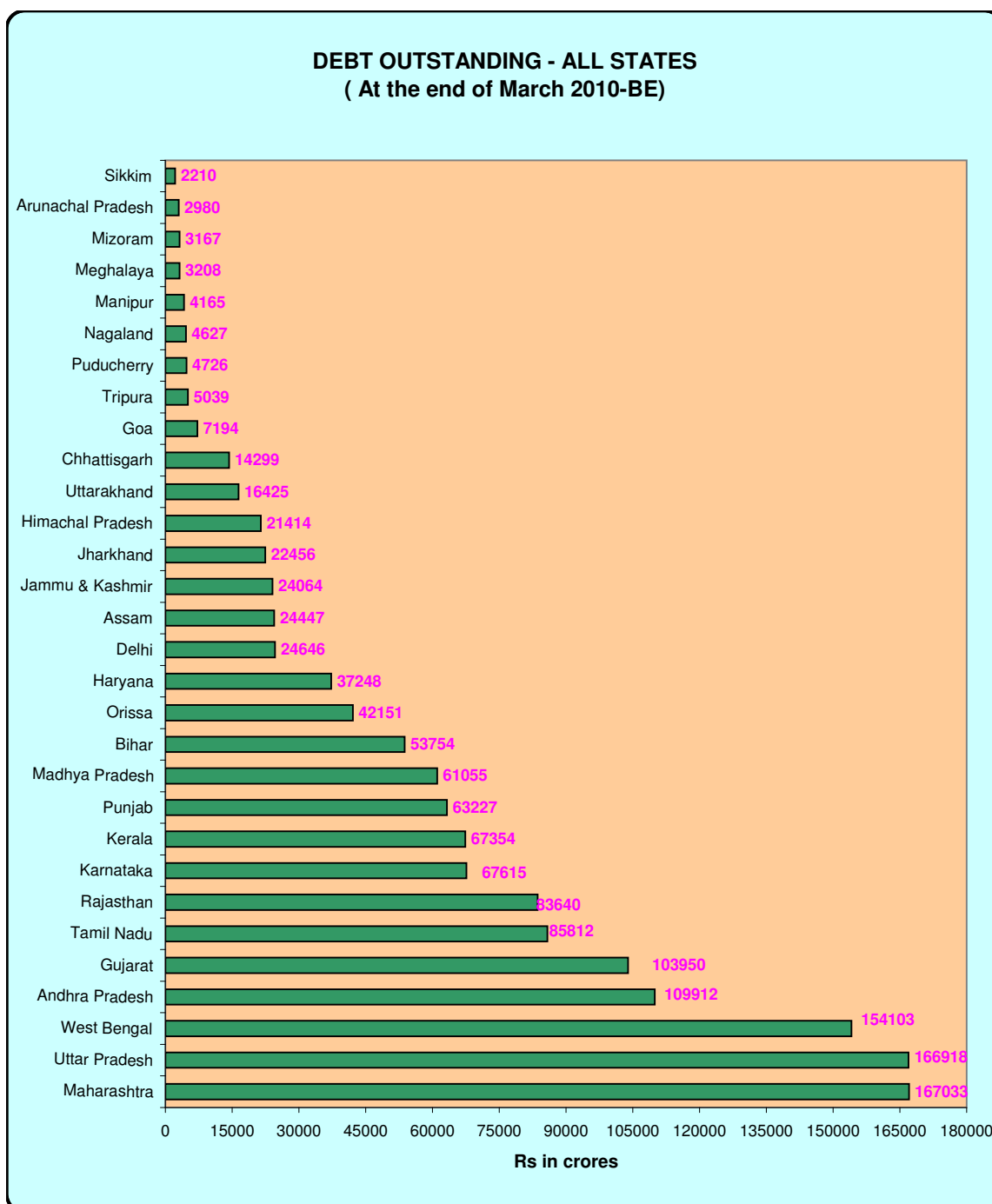
(Rs in crores)

| Sl. No | States | At the end of March | | | | | | 2008-09 | 2009-10 |
|-----------|-------------------|---------------------|---------------|---------------|---------------|---------------|---------------|---------------|---------------|
| | | 2002-03 | 2003-04 | 2004-05 | 2005-06 | 2006-07 | 2007-08 | R.E. | B.E. |
| 1 | 2 | 3 | 4 | 5 | 6 | 7 | 8 | 9 | 10 |
| 1 | Andhra Pradesh | 217.72 | 222.69 | 283.05 | 265.64 | 220.28 | 152.56 | 134.35 | 139.19 |
| 2 | Arunachal Pradesh | 102.86 | 60.52 | 119.65 | 118.58 | 95.56 | 84.52 | 74.51 | 91.50 |
| 3 | Assam | 203.85 | 187.39 | 163.79 | 147.15 | 137.10 | 127.80 | 94.55 | 106.00 |
| 4 | Bihar | 387.98 | 303.14 | 253.84 | 241.87 | 194.22 | 163.54 | 136.83 | 128.48 |
| 5 | Chhattisgarh | 0.00 | 168.09 | 142.81 | 125.65 | 102.83 | 83.99 | 72.94 | 75.67 |
| 6 | Delhi | 174.29 | 210.67 | 184.94 | 198.89 | 209.69 | 169.92 | 158.49 | 129.04 |
| 7 | Goa | 159.03 | 221.42 | 218.73 | 215.23 | 203.08 | 197.97 | 168.09 | 173.91 |
| 8 | Gujarat | 246.59 | 300.36 | 300.45 | 281.83 | 246.46 | 234.01 | 231.63 | 248.59 |
| 9 | Haryana | 215.32 | 218.43 | 202.03 | 181.26 | 147.31 | 135.41 | 137.52 | 166.01 |
| 10 | Himachal Pradesh | 304.53 | 335.35 | 319.24 | 237.63 | 213.91 | 199.93 | 198.78 | 204.36 |
| 11 | Jammu & Kashmir | 155.73 | 150.26 | 151.53 | 143.19 | 149.81 | 143.01 | 140.05 | 124.28 |
| 12 | Jharkhand | 0.00 | 172.73 | 167.48 | 190.87 | 195.29 | 161.59 | 128.02 | 125.20 |
| 13 | Karnataka | 195.01 | 175.97 | 156.16 | 155.06 | 130.58 | 124.92 | 138.35 | 139.73 |
| 14 | Kerala | 292.61 | 321.27 | 309.56 | 299.96 | 274.25 | 262.53 | 246.30 | 239.24 |
| 15 | Madhya Pradesh | 262.12 | 240.63 | 208.04 | 219.94 | 188.59 | 159.90 | 155.40 | 152.79 |
| 16 | Maharashtra | 196.95 | 229.60 | 212.62 | 218.51 | 187.53 | 158.81 | 175.36 | 187.55 |
| 17 | Manipur | 163.18 | 128.48 | 177.88 | 149.73 | 129.91 | 104.75 | 99.55 | 104.01 |
| 18 | Meghalaya | 113.43 | 121.67 | 136.92 | 122.96 | 110.07 | 104.45 | 75.94 | 84.28 |
| 19 | Mizoram | 161.71 | 145.67 | 146.22 | 141.69 | 133.42 | 141.19 | 114.63 | 105.24 |
| 20 | Nagaland | 205.31 | 93.61 | 148.30 | 139.73 | 124.18 | 120.36 | 118.56 | 118.34 |
| 21 | Orissa | 344.19 | 338.65 | 286.43 | 258.78 | 206.80 | 165.55 | 140.99 | 158.76 |
| 22 | Punjab | 334.98 | 355.29 | 323.69 | 286.65 | 287.76 | 274.99 | 251.95 | 262.65 |
| 23 | Rajasthan | 328.52 | 328.06 | 309.85 | 292.33 | 253.21 | 224.62 | 220.11 | 218.56 |
| 24 | Sikkim | 41.77 | 78.44 | 57.76 | 61.85 | 62.98 | 58.31 | 62.51 | 73.93 |
| 25 | Tamil Nadu | 187.66 | 194.33 | 176.05 | 168.86 | 147.07 | 136.05 | 135.64 | 147.26 |
| 26 | Tripura | 167.28 | 164.79 | 187.28 | 174.20 | 163.74 | 121.76 | 108.90 | 109.21 |
| 27 | Uttarakhand | 0.00 | 197.65 | 225.70 | 197.74 | 162.63 | 167.62 | 166.43 | 150.03 |
| 28 | Uttar Pradesh | 310.17 | 311.33 | 293.26 | 267.74 | 214.10 | 197.00 | 175.65 | 176.75 |
| 29 | West Bengal | 493.14 | 493.05 | 457.93 | 439.40 | 431.10 | 408.42 | 331.39 | 364.20 |
| 30 | Puducherry | | | | | 133.68 | 128.11 | 155.16 | 154.12 |
| | All States | 244.94 | 259.10 | 246.42 | 234.98 | 204.30 | 180.94 | 170.18 | 175.17 |

Refer Table 16(b)



Refer Table B-16(b)

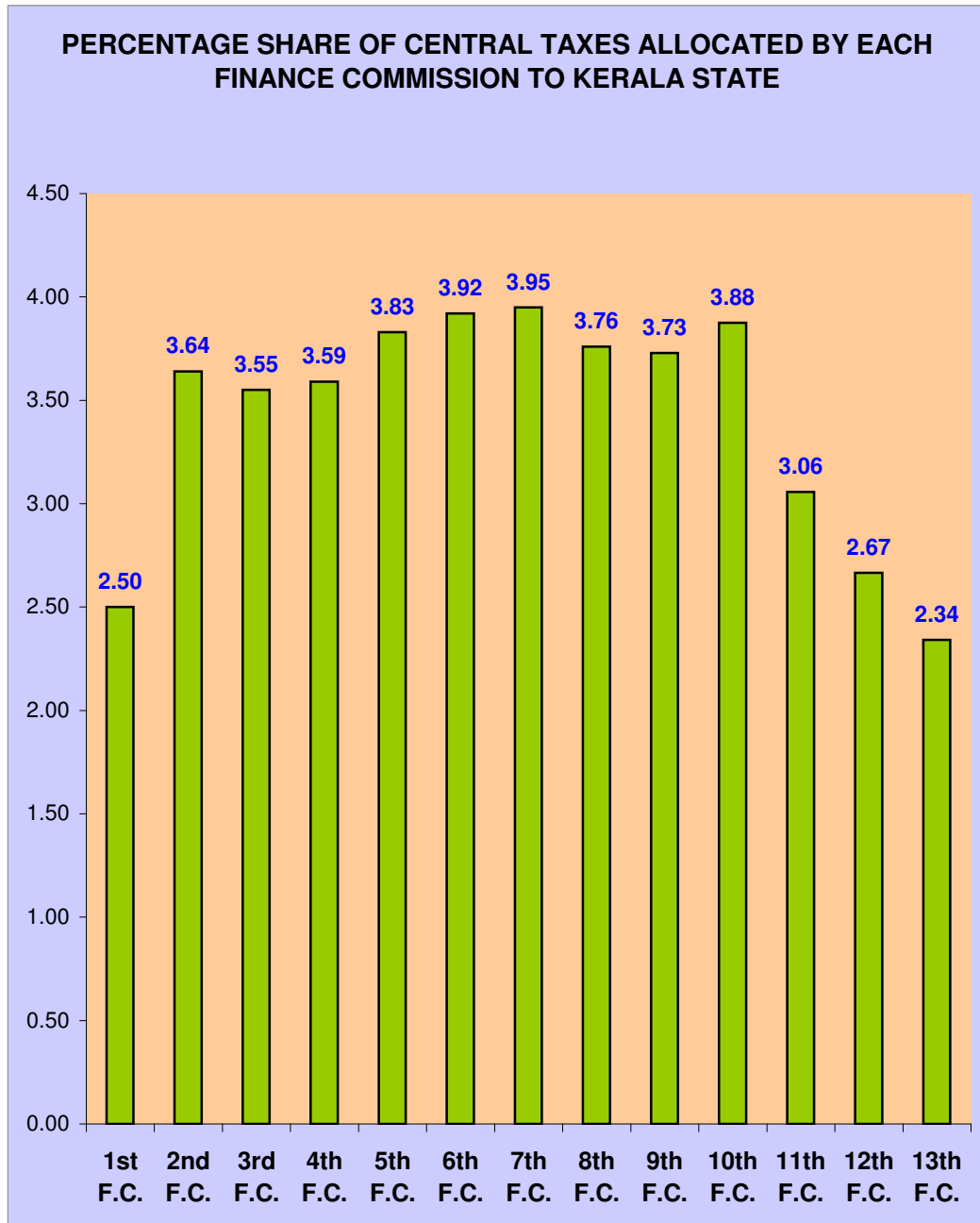


Refer Table B-16(b)

Table B-17
SHARE OF CENTRAL TAXES TO EACH STATE
PERCENTAGE SHARE OF DIVISIBLE POOL OF THE CENTRAL TAXES ASSIGNED TO EACH STATE
BY FINANCE COMMISSION

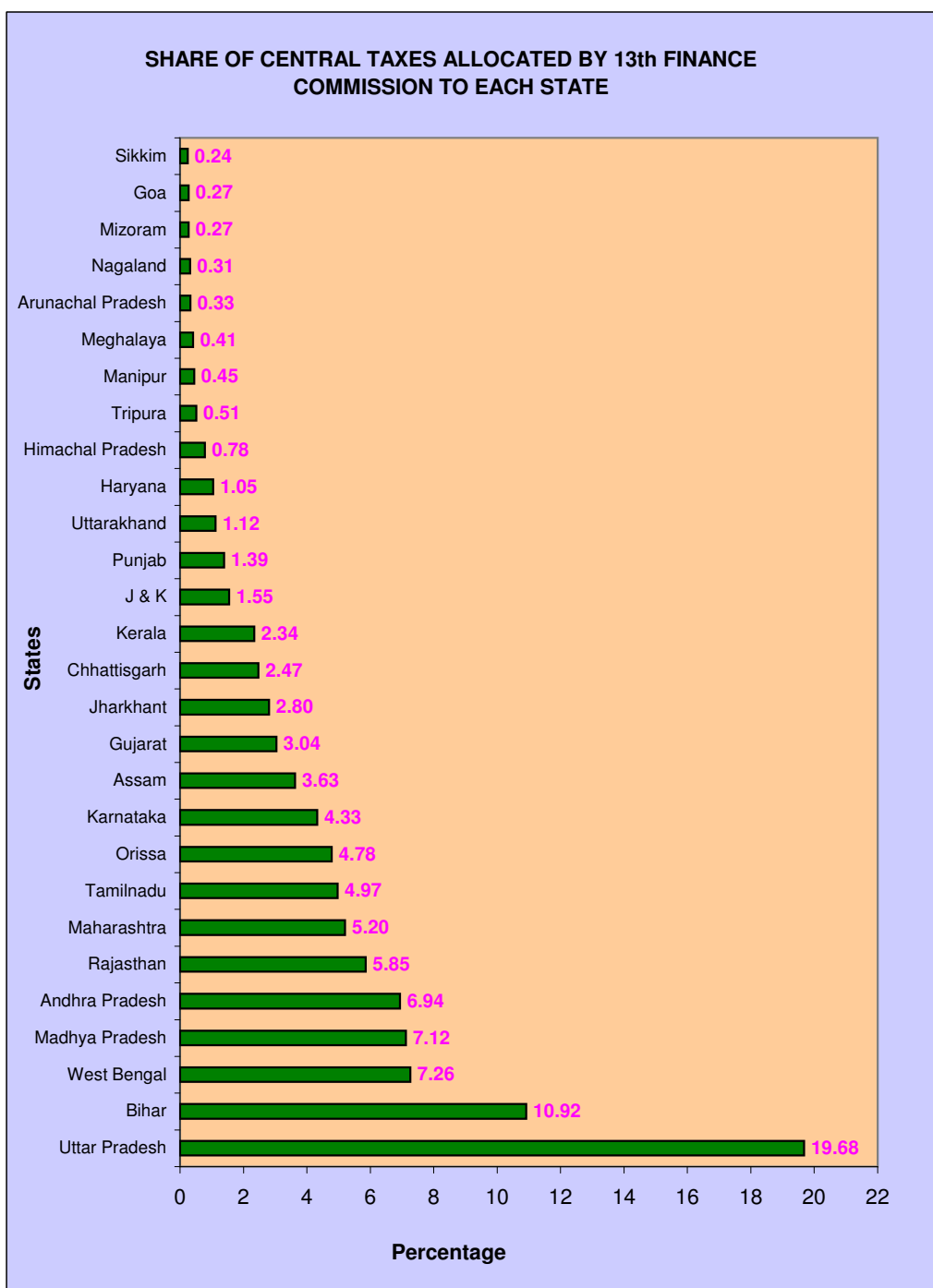
| Sl. No | State | I | II | III | IV | V | VI | VII | VIII | IX | X | XI | XII | XIII |
|--------|-------------------|-------------|-------------|-------------|-------------|-------------|-------------|-------------|-------------|-------------|-------------|-------------|-------------|-------------|
| 1 | 2 | 3 | 4 | 5 | 6 | 7 | 8 | 9 | 10 | 11 | 12 | 13 | 14 | 15 |
| 1 | Andhra Pradesh | 4.50 | 8.12 | 7.71 | 7.37 | 8.01 | 7.76 | 8.02 | 8.19 | 8.21 | 8.47 | 7.70 | 7.36 | 6.94 |
| 2 | Arunachal Pradesh | .. | .. | .. | .. | .. | .. | .. | .. | 0.07 | 0.17 | 0.24 | 0.29 | 0.33 |
| 3 | Assam | 2.25 | 2.44 | 2.44 | 2.44 | 2.67 | 2.54 | 2.52 | 2.79 | 2.63 | 2.78 | 3.29 | 3.24 | 3.63 |
| 4 | Bihar | 9.75 | 9.94 | 9.33 | 9.04 | 9.99 | 9.61 | 9.54 | 12.08 | 12.42 | 12.86 | 14.60 | 11.03 | 10.92 |
| 5 | Chhattisgarh | | | | | | | | | | | | 2.65 | 2.47 |
| 6 | Goa | .. | .. | .. | .. | .. | .. | .. | .. | 0.11 | 0.18 | 0.21 | 0.26 | 0.27 |
| 7 | Gujarat | 1.75 | .. | 4.74 | 5.29 | 5.13 | 5.55 | 5.96 | 4.41 | 4.55 | 4.05 | 2.82 | 3.57 | 3.04 |
| 8 | Haryana | 0.75 | .. | .. | .. | 1.75 | 1.77 | 1.82 | 1.07 | 1.24 | 1.24 | 0.94 | 1.08 | 1.05 |
| 9 | Himachal Pradesh | 1.00 | .. | .. | .. | .. | 0.60 | 0.60 | 0.56 | 0.60 | 0.70 | 0.68 | 0.52 | 0.78 |
| 10 | J & K | .. | 1.13 | 0.70 | 0.73 | 0.79 | 0.81 | 0.82 | 0.89 | 0.70 | 1.10 | 1.29 | 1.30 | 1.55 |
| 11 | Jharkhand | | | | | | | | | | | | 3.36 | 2.80 |
| 12 | Karnataka | 2.25 | 5.14 | 5.13 | 5.14 | 5.40 | 5.33 | 5.41 | 4.98 | 4.93 | 5.34 | 4.93 | 4.46 | 4.33 |
| 13 | Kerala | 2.50 | 3.64 | 3.55 | 3.59 | 3.83 | 3.92 | 3.95 | 3.76 | 3.73 | 3.88 | 3.06 | 2.67 | 2.34 |
| 14 | Madhya Pradesh | 5.25 | 6.72 | 6.41 | 6.47 | 7.09 | 7.30 | 7.36 | 8.38 | 8.19 | 8.29 | 8.84 | 6.71 | 7.12 |
| 15 | Maharashtra | 17.50 | 15.97 | 13.45 | 14.28 | 11.34 | 11.05 | 10.95 | 8.39 | 8.19 | 6.13 | 4.63 | 5.00 | 5.20 |
| 16 | Manipur | .. | .. | .. | .. | .. | 0.18 | 0.19 | 0.22 | 0.17 | 0.28 | 0.37 | 0.36 | 0.45 |
| 17 | Meghalaya | .. | .. | .. | .. | .. | 0.18 | 0.18 | 0.18 | 0.21 | 0.28 | 0.34 | 0.37 | 0.41 |
| 18 | Mizoram | .. | .. | .. | .. | .. | .. | .. | .. | 0.07 | 0.15 | 0.20 | 0.24 | 0.27 |
| 19 | Nagaland | .. | .. | .. | 0.07 | 0.08 | 0.09 | 0.04 | 0.93 | 0.10 | 0.18 | 0.22 | 0.26 | 0.31 |
| 20 | Orissa | 3.50 | 3.73 | 3.44 | 3.40 | 3.75 | 3.73 | 3.74 | 4.20 | 4.33 | 4.50 | 5.06 | 5.16 | 4.78 |
| 21 | Punjab | 3.25 | 4.24 | 4.49 | 4.36 | 2.55 | 2.75 | 2.71 | 1.74 | 1.71 | 1.46 | 1.15 | 1.30 | 1.39 |
| 22 | Rajasthan | 3.50 | 4.09 | 3.97 | 3.97 | 4.34 | 4.50 | 4.36 | 4.55 | 4.84 | 5.55 | 5.47 | 5.61 | 5.85 |
| 23 | Sikkim | .. | .. | .. | .. | .. | .. | .. | 0.04 | 0.03 | 0.13 | 0.18 | 0.23 | 0.24 |
| 24 | Tamilnadu | 15.25 | 8.40 | 8.13 | 8.34 | 8.18 | 7.94 | 8.05 | 7.57 | 7.93 | 6.64 | 5.39 | 5.31 | 4.97 |
| 25 | Tripura | .. | .. | .. | .. | .. | 0.27 | 0.26 | 0.27 | 0.30 | 0.38 | 0.49 | 0.43 | 0.51 |
| 26 | Uttarakhand | | | | | | | | | | | | 0.94 | 1.12 |
| 27 | Uttar Pradesh | 15.75 | 16.36 | 14.42 | 14.60 | 16.01 | 15.23 | 15.43 | 17.91 | 16.79 | 17.81 | 19.80 | 19.26 | 19.68 |
| 28 | West Bengal | 11.25 | 10.08 | 12.09 | 10.91 | 9.11 | 8.89 | 8.02 | 7.80 | 7.98 | 7.47 | 8.12 | 7.06 | 7.26 |
| | Total | 100 | 100 | 100 | 100 | 100 | 100 | 100 | 100 | 100 | 100 | 100 | 100 | 100 |

Source: Finance Commission Reports



Refer Table B-17

F.C. - Finance Commission



Refer Table B-17

Table B - 18
MAJOR COMPONENTS OF THE REVENUE RECEIPTS OF ALL STATES

| Sl. No. | States | 2006-07Accounts | | | | | 2007-08 Accounts | | | | |
|-----------|-------------------|-----------------|----------------------|--------------|--------------|---------------|------------------|----------------------|--------------|---------------|---------------|
| | | Own Tax | Share in Central Tax | Own Non Tax | Grant | Total | Own Tax | Share in Central Tax | Own Non Tax | Grant | Total |
| 1 | 2 | 3 | 4 | 5 | 6 | 7 | 8 | 9 | 10 | 11 | 12 |
| 1 | Andhra Pradesh | 23926 | 8866 | 6488 | 4965 | 44245 | 28794 | 11184 | 7064 | 7101 | 54143 |
| 2 | Arunachal Pradesh | 78 | 347 | 297 | 1870 | 2592 | 98 | 438 | 657 | 1810 | 3003 |
| 3 | Assam | 3483 | 3899 | 1859 | 4425 | 13667 | 3360 | 4918 | 2135 | 4913 | 15325 |
| 4 | Bihar | 4033 | 13292 | 511 | 5247 | 23083 | 5086 | 16766 | 526 | 5832 | 28210 |
| 5 | Chhattisgarh | 5046 | 3199 | 1451 | 1754 | 11450 | 5618 | 4035 | 2020 | 2205 | 13879 |
| 6 | Delhi | 10156 | 0 | 1464 | 574 | 12194 | 11783 | 0 | 1817 | 1313 | 14912 |
| 7 | Goa | 1292 | 312 | 918 | 88 | 2610 | 1359 | 394 | 1043 | 148 | 2944 |
| 8 | Gujarat | 18465 | 4426 | 4949 | 3163 | 31002 | 21886 | 5426 | 4609 | 3769 | 35690 |
| 9 | Haryana | 10928 | 1296 | 4591 | 1138 | 17952 | 11618 | 1634 | 5097 | 1401 | 19751 |
| 10 | Himachal Pradesh | 1656 | 629 | 1337 | 4213 | 7835 | 1958 | 794 | 1822 | 4567 | 9142 |
| 11 | J& K | 1903 | 1488 | 604 | 7985 | 11981 | 2300 | 1655 | 985 | 8961 | 13901 |
| 12 | Jharkhand | 3128 | 3818 | 1434 | 1765 | 10144 | 3550 | 4795 | 1599 | 1667 | 11612 |
| 13 | Karnataka | 23301 | 5374 | 4098 | 4813 | 37587 | 25987 | 6779 | 3358 | 5027 | 41151 |
| 14 | Kerala | 11942 | 3212 | 938 | 2095 | 18187 | 13669 | 4052 | 1210 | 2177 | 21107 |
| 15 | Madhya Pradesh | 10473 | 8089 | 2658 | 4474 | 25694 | 12018 | 10203 | 2738 | 5729 | 30689 |
| 16 | Maharashtra | 40099 | 6023 | 7518 | 8555 | 62195 | 47528 | 7597 | 16948 | 7510 | 79583 |
| 17 | Manipur | 122 | 436 | 181 | 2124 | 2863 | 147 | 550 | 165 | 2646 | 3508 |
| 18 | Meghalaya | 305 | 447 | 184 | 1206 | 2142 | 319 | 564 | 199 | 1359 | 2441 |
| 19 | Mizoram | 68 | 288 | 133 | 1480 | 1969 | 78 | 363 | 130 | 1469 | 2040 |
| 20 | Nagaland | 119 | 317 | 91 | 2245 | 2773 | 131 | 400 | 119 | 2345 | 2996 |
| 21 | Orissa | 6065 | 6220 | 2588 | 3159 | 18033 | 6856 | 7847 | 2654 | 4611 | 21967 |
| 22 | Punjab | 9017 | 1566 | 3973 | 2240 | 16795 | 9899 | 1975 | 5254 | 2109 | 19238 |
| 23 | Rajasthan | 11608 | 6760 | 3431 | 3793 | 25592 | 13275 | 8528 | 4054 | 4924 | 30781 |
| 24 | Sikkim | 173 | 223 | 1085 | 636 | 2117 | 198 | 345 | 1414 | 743 | 2699 |
| 25 | Tamil Nadu | 27771 | 6394 | 3423 | 3326 | 40913 | 29619 | 8065 | 3304 | 6532 | 47521 |
| 26 | Tripura | 342 | 516 | 95 | 2381 | 3333 | 371 | 651 | 115 | 2562 | 3698 |
| 27 | Uttarakhand | 2514 | 1132 | 647 | 3081 | 7373 | 2739 | 1428 | 668 | 3056 | 7891 |
| 28 | Uttar Pradesh | 22998 | 23218 | 6533 | 7851 | 60600 | 24959 | 29288 | 5816 | 8609 | 68672 |
| 29 | West Bengal | 11695 | 8506 | 1249 | 4379 | 25828 | 13126 | 10729 | 1473 | 4839 | 30167 |
| 30 | Puducherry | | | | | | 653 | 0 | 626 | 857 | 2136 |
| | All States | 263274 | 120293 | 65277 | 95789 | 544633 | 298981 | 151402 | 79620 | 110792 | 640796 |

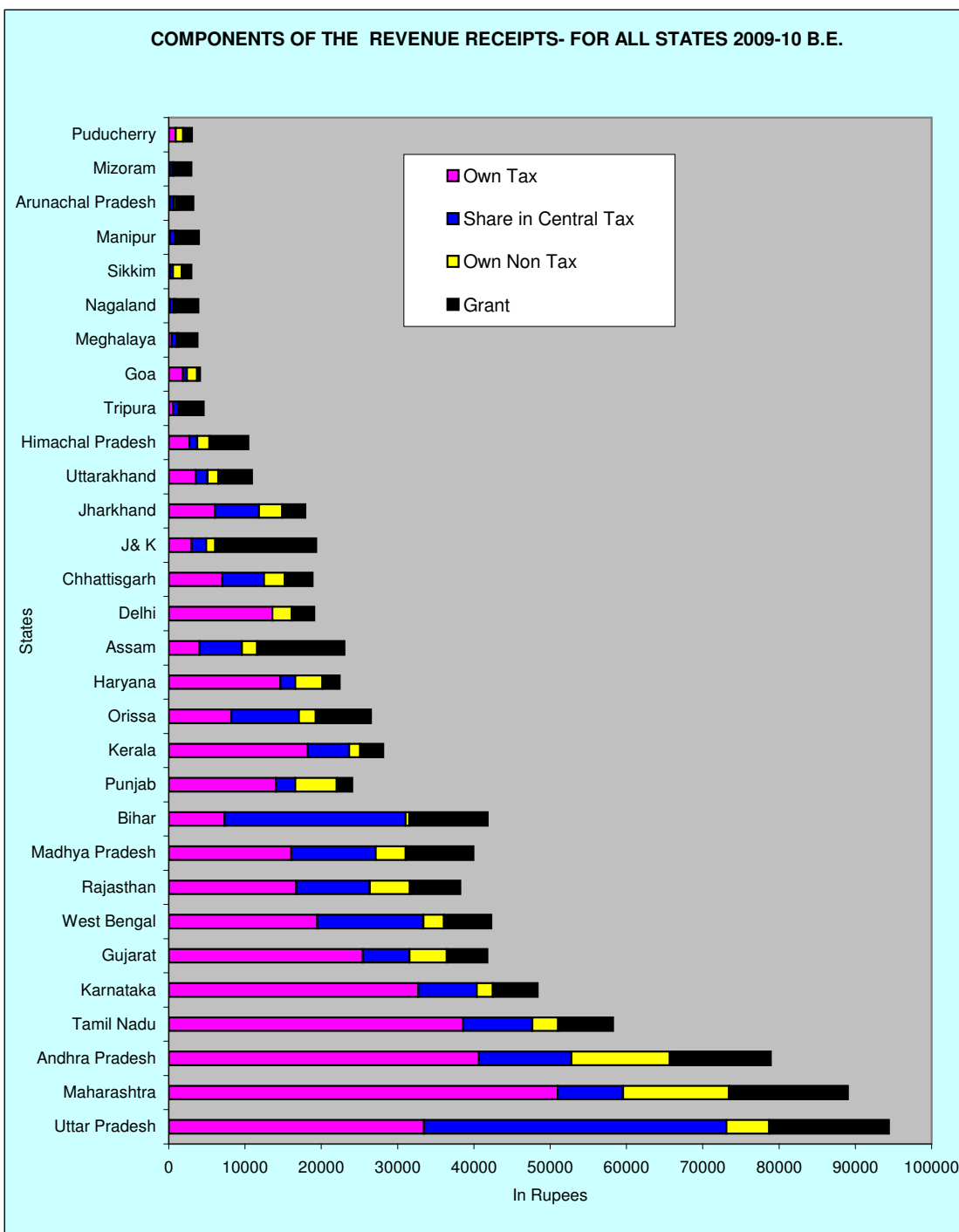
Source: State Finances- A Study of Budgets of 2009-10 , RBI

Table B - 18 (Contd..)
MAJOR COMPONENTS OF THE REVENUE RECEIPTS OF ALL STATES

Rs in crores

| Sl. No. | States | 2008-09 RE | | | | | 2009-10 BE | | | | |
|-----------|-------------------|---------------|----------------------|--------------|---------------|---------------|---------------|----------------------|--------------|---------------|---------------|
| | | Own Tax | Share in Central Tax | Own Non Tax | Grant | Total | Own Tax | Share in Central Tax | Own Non Tax | Grant | Total |
| 1 | 2 | 13 | 14 | 15 | 16 | 17 | 18 | 19 | 20 | 21 | 22 |
| 1 | Andhra Pradesh | 35740 | 13168 | 8398 | 12379 | 69686 | 40664 | 12109 | 12946 | 13244 | 78964 |
| 2 | Arunachal Pradesh | 99 | 516 | 302 | 2765 | 3682 | 109 | 516 | 318 | 2314 | 3257 |
| 3 | Assam | 4039 | 5791 | 2246 | 11232 | 23307 | 4028 | 5547 | 2044 | 11444 | 23064 |
| 4 | Bihar | 6356 | 19742 | 440 | 9779 | 36317 | 7336 | 23690 | 541 | 10270 | 41837 |
| 5 | Chhattisgarh | 6328 | 4751 | 2018 | 3681 | 16778 | 7030 | 5464 | 2745 | 3659 | 18897 |
| 6 | Delhi | 12523 | 0 | 2178 | 1314 | 16015 | 13586 | 0 | 2570 | 2943 | 19099 |
| 7 | Goa | 1738 | 464 | 1265 | 340 | 3806 | 1861 | 506 | 1351 | 419 | 4137 |
| 8 | Gujarat | 24194 | 6389 | 4340 | 4760 | 39684 | 25450 | 6120 | 4871 | 5374 | 41815 |
| 9 | Haryana | 14301 | 1922 | 3817 | 1731 | 21771 | 14647 | 1922 | 3600 | 2269 | 22437 |
| 10 | Himachal Pradesh | 2301 | 958 | 1426 | 5367 | 10051 | 2700 | 1035 | 1615 | 5128 | 10478 |
| 11 | J& K | 2693 | 2053 | 1127 | 9938 | 15811 | 3011 | 1880 | 1219 | 13252 | 19362 |
| 12 | Jharkhand | 5084 | 6024 | 2195 | 2805 | 16107 | 6052 | 5763 | 3073 | 3048 | 17936 |
| 13 | Karnataka | 28765 | 7152 | 1906 | 4996 | 42818 | 32721 | 7645 | 2130 | 5893 | 48389 |
| 14 | Kerala | 15934 | 4711 | 1297 | 3122 | 25063 | 18228 | 5417 | 1460 | 3049 | 28154 |
| 15 | Madhya Pradesh | 14002 | 10766 | 3145 | 7036 | 34949 | 16075 | 11047 | 3937 | 8902 | 39961 |
| 16 | Maharashtra | 50088 | 8015 | 10461 | 14306 | 82870 | 50986 | 8568 | 13894 | 15612 | 89061 |
| 17 | Manipur | 160 | 649 | 195 | 2944 | 3948 | 182 | 621 | 210 | 2992 | 4005 |
| 18 | Meghalaya | 385 | 664 | 199 | 2455 | 3703 | 404 | 636 | 240 | 2526 | 3806 |
| 19 | Mizoram | 95 | 428 | 161 | 2018 | 2702 | 116 | 393 | 181 | 2318 | 3009 |
| 20 | Nagaland | 149 | 422 | 161 | 2712 | 3443 | 156 | 541 | 165 | 3048 | 3910 |
| 21 | Orissa | 7672 | 9239 | 2617 | 7282 | 26810 | 8200 | 8849 | 2242 | 7258 | 26550 |
| 22 | Punjab | 11547 | 2378 | 6771 | 2223 | 22919 | 14062 | 2527 | 5433 | 2050 | 24072 |
| 23 | Rajasthan | 15134 | 8997 | 3840 | 6412 | 34383 | 16742 | 9618 | 5283 | 6625 | 38268 |
| 24 | Sikkim | 162 | 406 | 1188 | 1216 | 2972 | 177 | 374 | 1172 | 1266 | 2989 |
| 25 | Tamil Nadu | 34521 | 8509 | 5645 | 6735 | 55410 | 38578 | 9096 | 3404 | 7193 | 58271 |
| 26 | Tripura | 451 | 735 | 133 | 2879 | 4198 | 546 | 734 | 158 | 3176 | 4614 |
| 27 | Uttarakhand | 3054 | 1506 | 657 | 3537 | 8754 | 3529 | 1546 | 1429 | 4444 | 10948 |
| 28 | Uttar Pradesh | 29191 | 34486 | 8326 | 13144 | 85146 | 33456 | 39658 | 5627 | 15699 | 94440 |
| 29 | West Bengal | 16223 | 12633 | 5339 | 6582 | 40777 | 19476 | 13897 | 2729 | 6210 | 42312 |
| 30 | Puducherry | 726 | 0 | 584 | 1128 | 2438 | 906 | 0 | 1007 | 1153 | 3067 |
| | All States | 343654 | 173473 | 82376 | 156815 | 756318 | 381015 | 185720 | 87595 | 172780 | 827109 |

Source: State Finances- A Study of Budgets of 2009-10 , RBI



Refer Table B-18

Table B - 19
MAJOR COMPONENTS OF THE REVENUE EXPENDITURE OF ALL STATES

Rs in crores

| Sl. No. | States | 2006-07 Accounts | | | | | 2007-08 Accounts | | | | |
|-----------|-------------------|------------------|-------------------|-----------------------------|-----------------------------------|---------------------------|------------------|-------------------|-----------------------------|-----------------------------------|---------------------------|
| | | Development Exp. | | Non-Development Expenditure | Grants-in-aid and Contributions * | Total Revenue Expenditure | Development Exp. | | Non-Development Expenditure | Grants-in-aid and Contributions * | Total Revenue Expenditure |
| | | Social Services | Economic Services | | | | Social Services | Economic Services | | | |
| 1 | 2 | 3 | 4 | 5 | 6 | 7 | 8 | 9 | 10 | 11 | 12 |
| 1 | Andhra Pradesh | 15369 | 10510 | 15314 | 245 | 41438 | 18660 | 16904 | 18170 | 249 | 53984 |
| 2 | Arunachal Pradesh | 634 | 704 | 560 | 0 | 1897 | 707 | 933 | 620 | 0 | 2260 |
| 3 | Assam | 4477 | 2669 | 4302 | 8 | 11457 | 4957 | 2854 | 4924 | 9 | 12744 |
| 4 | Bihar | 7917 | 4021 | 8643 | 4 | 20585 | 9868 | 4438 | 9254 | 5 | 23565 |
| 5 | Chhattisgarh | 3459 | 2228 | 2639 | 476 | 8802 | 4117 | 3140 | 3040 | 543 | 10840 |
| 6 | Delhi | 3847 | 566 | 2810 | 532 | 7756 | 5222 | 632 | 3249 | 667 | 9771 |
| 7 | Goa | 831 | 851 | 786 | 0 | 2468 | 930 | 1010 | 837 | 0 | 2778 |
| 8 | Gujarat | 10514 | 6465 | 12121 | 132 | 29232 | 11801 | 7937 | 13654 | 147 | 33540 |
| 9 | Haryana | 4615 | 6627 | 4845 | 275 | 16362 | 5739 | 6222 | 5230 | 337 | 17527 |
| 10 | Himachal Pradesh | 2586 | 1755 | 3300 | 3 | 7644 | 2876 | 1984 | 3429 | 3 | 8292 |
| 11 | J& K | 2909 | 3023 | 4135 | 0 | 10067 | 2996 | 3417 | 5272 | 0 | 11685 |
| 12 | Jharkhand | 4639 | 3077 | 3515 | 3 | 11234 | 5022 | 3221 | 4853 | 0 | 13096 |
| 13 | Karnataka | 10937 | 10440 | 10419 | 1639 | 33435 | 13124 | 11453 | 10872 | 1926 | 37375 |
| 14 | Kerala | 6478 | 2712 | 9723 | 1911 | 20825 | 7790 | 2818 | 12184 | 2099 | 24892 |
| 15 | Madhya Pradesh | 7576 | 4880 | 8602 | 1304 | 22363 | 8145 | 6537 | 9354 | 1564 | 25601 |
| 16 | Maharashtra | 23559 | 11703 | 25106 | 1017 | 61385 | 26773 | 13237 | 23846 | 924 | 64780 |
| 17 | Manipur | 664 | 877 | 873 | 0 | 2415 | 719 | 641 | 932 | 0 | 2293 |
| 18 | Meghalaya | 614 | 590 | 703 | 0 | 1908 | 754 | 722 | 778 | 0 | 2254 |
| 19 | Mizoram | 593 | 507 | 617 | 0 | 1717 | 697 | 566 | 646 | 0 | 1908 |
| 20 | Nagaland | 589 | 613 | 1020 | 0 | 2222 | 657 | 722 | 1193 | 0 | 2572 |
| 21 | Orissa | 5221 | 2777 | 7503 | 272 | 15772 | 6417 | 3729 | 7227 | 351 | 17723 |
| 22 | Punjab | 4104 | 3773 | 10339 | 329 | 18544 | 4334 | 5479 | 12892 | 357 | 23061 |
| 23 | Rajasthan | 8935 | 5663 | 10349 | 8 | 24954 | 10200 | 7989 | 10922 | 17 | 29128 |
| 24 | Sikkim | 356 | 284 | 1248 | 0 | 1888 | 438 | 321 | 1590 | 0 | 2349 |
| 25 | Tamil Nadu | 13026 | 7797 | 14995 | 2447 | 38265 | 15726 | 7771 | 16129 | 3349 | 42975 |
| 26 | Tripura | 869 | 409 | 1155 | 49 | 2483 | 944 | 474 | 1313 | 63 | 2794 |
| 27 | Uttarakhand | 2455 | 1373 | 2377 | 271 | 6477 | 2829 | 1461 | 2655 | 310 | 7255 |
| 28 | Uttar Pradesh | 19248 | 9409 | 24299 | 2742 | 55699 | 23086 | 12037 | 26551 | 3549 | 65223 |
| 29 | West Bengal | 11380 | 4504 | 17901 | 376 | 34161 | 13463 | 5554 | 18867 | 431 | 38314 |
| 30 | <i>Puducherry</i> | 701 | 759 | 463 | 4 | 1927 | 851 | 808 | 538 | 4 | 2201 |
| | All States | 179104 | 111566 | 210664 | 14047 | 515381 | 209839 | 135011 | 231021 | 16904 | 592776 |

* Compensation and Assignments to Local Bodies and Panchayati Raj Institutions

Source: State Finances- A Study of Budgets of 2009-10, RBI

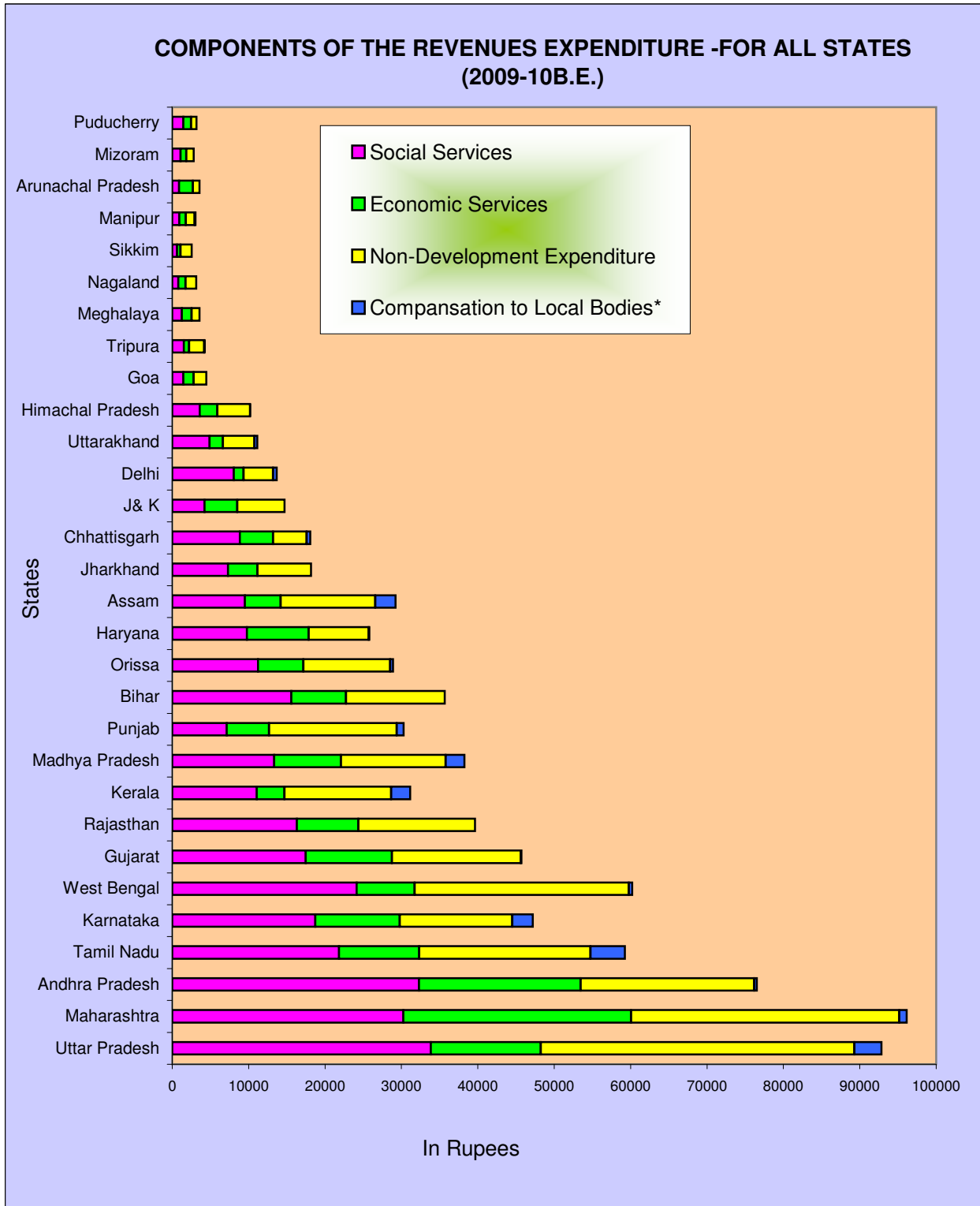
Table B - 19 Contd...

Rs in crores

| Sl. No | States | 2008-09 RE | | | | | 2009-10 B.E. | | | | |
|--------|-------------------|------------------|-------------------|-----------------------------|-----------------------------------|---------------------------|------------------|-------------------|-----------------------------|-----------------------------------|---------------------------|
| | | Development Exp. | | Non-Development Expenditure | Grants-in-aid and Contributions * | Total Revenue Expenditure | Development Exp. | | Non-Development Expenditure | Grants-in-aid and Contributions * | Total Revenue Expenditure |
| | | Social Services | Economic Services | | | | Social Services | Economic Services | | | |
| 1 | 2 | 13 | 14 | 15 | 16 | 17 | 18 | 19 | 20 | 21 | 22 |
| 1 | Andhra Pradesh | 28242 | 19602 | 19406 | 370 | 67619 | 32282 | 21197 | 22708 | 370 | 76557 |
| 2 | Arunachal Pradesh | 898 | 1198 | 817 | 0 | 2912 | 883 | 1829 | 895 | 0 | 3607 |
| 3 | Assam | 8336 | 4141 | 7150 | 1794 | 21421 | 9522 | 4690 | 12359 | 2698 | 29270 |
| 4 | Bihar | 14635 | 6905 | 11339 | 4 | 32883 | 15571 | 7187 | 12953 | 4 | 35715 |
| 5 | Chhattisgarh | 7296 | 4014 | 3921 | 498 | 15729 | 8862 | 4333 | 4421 | 475 | 18091 |
| 6 | Delhi | 7068 | 1332 | 3547 | 456 | 12403 | 8071 | 1272 | 3865 | 495 | 13703 |
| 7 | Goa | 1302 | 1235 | 1186 | 0 | 3723 | 1448 | 1356 | 1681 | 0 | 4485 |
| 8 | Gujarat | 14950 | 10435 | 13861 | 169 | 39415 | 17479 | 11289 | 16870 | 91 | 45728 |
| 9 | Haryana | 7567 | 7767 | 6163 | 219 | 21715 | 9783 | 8072 | 7876 | 90 | 25821 |
| 10 | Himachal Pradesh | 3550 | 2143 | 4024 | 4 | 9720 | 3586 | 2325 | 4307 | 3 | 10222 |
| 11 | J& K | 3278 | 3823 | 5346 | 0 | 12447 | 4229 | 4306 | 6191 | 0 | 14726 |
| 12 | Jharkhand | 6461 | 3437 | 5546 | 36 | 15479 | 7315 | 3845 | 7053 | 0 | 18213 |
| 13 | Karnataka | 15932 | 9755 | 13848 | 2516 | 42050 | 18732 | 11060 | 14726 | 2720 | 47238 |
| 14 | Kerala | 9827 | 3829 | 12867 | 2269 | 28792 | 11061 | 3646 | 13960 | 2494 | 31162 |
| 15 | Madhya Pradesh | 11099 | 8140 | 10840 | 1700 | 31779 | 13347 | 8753 | 13685 | 2477 | 38262 |
| 16 | Maharashtra | 32753 | 11720 | 26987 | 1148 | 72607 | 30255 | 29806 | 35108 | 1014 | 96184 |
| 17 | Manipur | 880 | 825 | 1114 | 0 | 2820 | 923 | 857 | 1173 | 102 | 3056 |
| 18 | Meghalaya | 1083 | 1200 | 897 | 0 | 3180 | 1255 | 1275 | 1058 | 0 | 3588 |
| 19 | Mizoram | 921 | 739 | 803 | 0 | 2463 | 1099 | 736 | 997 | 0 | 2832 |
| 20 | Nagaland | 719 | 953 | 1403 | 0 | 3075 | 777 | 981 | 1412 | 0 | 3170 |
| 21 | Orissa | 10255 | 6001 | 9398 | 396 | 26050 | 11234 | 5954 | 11352 | 379 | 28919 |
| 22 | Punjab | 6395 | 5478 | 13997 | 861 | 26731 | 7120 | 5551 | 16707 | 929 | 30306 |
| 23 | Rajasthan | 13832 | 7368 | 13440 | 26 | 34666 | 16324 | 8057 | 15284 | 11 | 39677 |
| 24 | Sikkim | 548 | 467 | 1367 | 0 | 2381 | 619 | 464 | 1484 | 0 | 2567 |
| 25 | Tamil Nadu | 22080 | 9836 | 19516 | 3971 | 55403 | 21821 | 10510 | 22435 | 4530 | 59295 |
| 26 | Tripura | 1272 | 647 | 1472 | 64 | 3455 | 1508 | 704 | 1976 | 78 | 4267 |
| 27 | Uttarakhand | 2813 | 1730 | 3343 | 267 | 8154 | 4901 | 1745 | 4119 | 396 | 11161 |
| 28 | Uttar Pradesh | 31839 | 15751 | 29823 | 3627 | 81041 | 33836 | 14415 | 41056 | 3560 | 92867 |
| 29 | West Bengal | 17267 | 14724 | 21028 | 437 | 53455 | 24147 | 7575 | 28062 | 468 | 60253 |
| 30 | <i>Puducherry</i> | 1126 | 1340 | 681 | 4 | 3152 | 1445 | 1046 | 698 | 4 | 3194 |
| | All States | 284223 | 172532 | 265128 | 20836 | 736719 | 319437 | 184841 | 326470 | 23388 | 854135 |

* Compensation and Assignments to Local Bodies and Panchayati Raj Institutions

Source: State Finances- A Study of Budgets of 2009-10, RBI



* Compansation and assignments to Local Bodies and Panchayati Raj Institutions
Refer Table B-19

Table B - 20
REVENUE SURPLUS / DEFICIT OF ALL STATES

| Sl. No. | States | 2006-07 | | | 2007-08 | | | 2008-09 R.E | | | 2009-10 B.E. | | |
|---------|-------------------|---------------|---------------|-----------------|---------------|---------------|-----------------|---------------|---------------|-----------------|---------------|---------------|-----------------|
| | | Receipts | Expenditure | Surplus/Deficit | Receipts | Expenditure | Surplus/Deficit | Receipts | Expenditure | Surplus/Deficit | Receipts | Expenditure | Surplus/Deficit |
| 1 | 2 | 3 | 4 | 5 | 6 | 7 | 8 | 9 | 10 | 11 | 12 | 13 | 14 |
| 1 | Andhra Pradesh | 44245 | 41438 | 2807 | 54143 | 53984 | 159 | 69686 | 67619 | 2067 | 78964 | 76557 | 2407 |
| 2 | Arunachal Pradesh | 2592 | 1897 | 695 | 3003 | 2260 | 743 | 3682 | 2912 | 770 | 3257 | 3607 | -350 |
| 3 | Assam | 13667 | 11457 | 2210 | 15325 | 12744 | 2581 | 23307 | 21421 | 1886 | 23064 | 29270 | -6206 |
| 4 | Bihar | 23083 | 20585 | 2498 | 28210 | 23565 | 4645 | 36317 | 32883 | 3435 | 41837 | 35715 | 6122 |
| 5 | Chhattisgarh | 11450 | 8802 | 2647 | 13879 | 10840 | 3039 | 16778 | 15729 | 1049 | 18897 | 18091 | 806 |
| 6 | Delhi | 12194 | 7756 | 4438 | 14912 | 9771 | 5142 | 16015 | 12403 | 3612 | 19099 | 13703 | 5396 |
| 7 | Goa | 2610 | 2468 | 141 | 2944 | 2778 | 166 | 3806 | 3723 | 83 | 4137 | 4485 | -348 |
| 8 | Gujarat | 31002 | 29232 | 1770 | 35690 | 33540 | 2150 | 39684 | 39415 | 269 | 41815 | 45728 | -3913 |
| 9 | Haryana | 17952 | 16362 | 1590 | 19751 | 17527 | 2224 | 21771 | 21715 | 55 | 22437 | 25821 | -3384 |
| 10 | Himachal Pradesh | 7835 | 7644 | 191 | 9142 | 8292 | 850 | 10051 | 9720 | 331 | 10478 | 10222 | 257 |
| 11 | J& K | 11981 | 10067 | 1914 | 13901 | 11685 | 2216 | 15811 | 12447 | 3364 | 19362 | 14726 | 4636 |
| 12 | Jharkhand | 10144 | 11234 | -1090 | 11612 | 13096 | -1484 | 16107 | 15479 | 628 | 17936 | 18213 | -277 |
| 13 | Karnataka | 37587 | 33435 | 4152 | 41151 | 37375 | 3776 | 42818 | 42050 | 767 | 48389 | 47238 | 1151 |
| 14 | Kerala | 18187 | 20825 | -2638 | 21107 | 24892 | -3785 | 25063 | 28792 | -3729 | 28154 | 31162 | -3008 |
| 15 | Madhya Pradesh | 25694 | 22363 | 3332 | 30689 | 25601 | 5088 | 34949 | 31779 | 3170 | 39961 | 38262 | 1699 |
| 16 | Maharashtra | 62195 | 61385 | 810 | 79583 | 64780 | 14803 | 82870 | 72607 | 10263 | 89061 | 96184 | -7123 |
| 17 | Manipur | 2863 | 2415 | 448 | 3508 | 2293 | 1216 | 3948 | 2820 | 1128 | 4005 | 3056 | 949 |
| 18 | Meghalaya | 2142 | 1908 | 235 | 2441 | 2254 | 188 | 3703 | 3180 | 522 | 3806 | 3588 | 218 |
| 19 | Mizoram | 1969 | 1717 | 252 | 2040 | 1908 | 131 | 2702 | 2463 | 239 | 3009 | 2832 | 178 |
| 20 | Nagaland | 2773 | 2222 | 550 | 2996 | 2572 | 424 | 3443 | 3075 | 368 | 3910 | 3170 | 740 |
| 21 | Orissa | 18033 | 15772 | 2261 | 21967 | 17723 | 4244 | 26810 | 26050 | 760 | 26550 | 28919 | -2369 |
| 22 | Punjab | 16795 | 18544 | -1749 | 19238 | 23061 | -3823 | 22919 | 26731 | -3812 | 24072 | 30306 | -6234 |
| 23 | Rajasthan | 25592 | 24954 | 638 | 30781 | 29128 | 1653 | 34383 | 34666 | -283 | 38268 | 39677 | -1409 |
| 24 | Sikkim | 2117 | 1888 | 229 | 2699 | 2349 | 351 | 2972 | 2381 | 592 | 2989 | 2567 | 422 |
| 25 | Tamil Nadu | 40913 | 38265 | 2648 | 47521 | 42975 | 4545 | 55410 | 55403 | 8 | 58271 | 59295 | -1024 |
| 26 | Tripura | 3333 | 2483 | 851 | 3698 | 2794 | 904 | 4198 | 3455 | 743 | 4614 | 4267 | 347 |
| 27 | Uttarakhand | 7373 | 6477 | 896 | 7891 | 7255 | 637 | 8754 | 8154 | 600 | 10948 | 11161 | -213 |
| 28 | Uttar Pradesh | 60600 | 55699 | 4901 | 68672 | 65223 | 3449 | 85146 | 81041 | 4106 | 94440 | 92867 | 1573 |
| 29 | West Bengal | 25828 | 34161 | -8333 | 30167 | 38314 | -8147 | 40777 | 53455 | -12678 | 42312 | 60253 | -17940 |
| 30 | <i>Puducherry</i> | 1884 | 1927 | -43 | 2136 | 2201 | -65 | 2438 | 3152 | -714 | 3067 | 3194 | -127 |
| | All States | 544633 | 515381 | 29252 | 640796 | 592776 | 48020 | 756318 | 742719 | 13599 | 827109 | 854135 | -27026 |

Source: State Finances- A Study of Budgets of 2009-10, RBI

Table B-21
Gross and Net Interest Payments As Percentage of Revenue Receipts

| Sl.No | States | Percentage of Interest Payments | | | | | | | |
|-------|-------------------|---------------------------------|--------------|--------------|--------------|--------------|--------------|--------------|--------------|
| | | 2006-07 | | 2007-08 | | 2008-09 RE | | 2009-10BE | |
| | | Gross | Net | Gross | Net | Gross | Net | Gross | Net |
| 1 | 2 | 3 | 4 | 5 | 6 | 7 | 8 | 9 | 10 |
| 1 | Andhra Pradesh | 16.45 | 11.41 | 14.02 | 7.50 | 11.96 | 5.78 | 11.53 | 5.88 |
| 2 | Arunachal Pradesh | 7.25 | 6.71 | 5.16 | 4.20 | 6.19 | 5.27 | 7.77 | 6.63 |
| 3 | Assam | 11.09 | 9.86 | 9.87 | 8.30 | 8.20 | 7.10 | 9.14 | 7.95 |
| 4 | Bihar | 14.80 | 14.04 | 13.14 | 12.53 | 10.45 | 10.30 | 9.97 | 9.84 |
| 5 | Chhattisgarh | 8.96 | 7.33 | 8.21 | 6.74 | 6.52 | 5.55 | 5.71 | 4.89 |
| 6 | Delhi | 18.12 | 7.59 | 16.79 | 5.83 | 15.69 | 3.23 | 14.33 | 1.89 |
| 7 | Goa | 16.36 | 15.79 | 15.18 | 14.61 | 14.43 | 14.16 | 13.83 | 13.59 |
| 8 | Gujarat | 22.36 | 21.45 | 20.97 | 20.05 | 19.94 | 19.10 | 20.32 | 19.00 |
| 9 | Haryana | 12.62 | 9.00 | 11.88 | 8.05 | 10.81 | 7.67 | 13.38 | 10.80 |
| 10 | Himachal Pradesh | 21.30 | 20.19 | 18.63 | 17.90 | 18.73 | 17.74 | 19.55 | 18.54 |
| 11 | Jammu and Kashmir | 10.02 | 9.87 | 14.61 | 14.47 | 10.12 | 9.98 | 8.91 | 8.81 |
| 12 | Jharkhand | 7.66 | 7.08 | 17.07 | 16.53 | 13.27 | 12.81 | 13.54 | 12.65 |
| 13 | Karnataka | 11.27 | 10.27 | 10.95 | 10.04 | 11.16 | 10.72 | 11.53 | 11.12 |
| 14 | Kerala | 23.04 | 22.79 | 20.51 | 20.18 | 19.21 | 18.90 | 18.87 | 18.55 |
| 15 | Madhya Pradesh | 15.68 | 15.16 | 13.66 | 12.98 | 12.83 | 12.40 | 12.42 | 11.98 |
| 16 | Maharashtra | 18.74 | 14.71 | 15.33 | 13.86 | 14.85 | 13.35 | 16.11 | 14.86 |
| 17 | Manipur | 10.10 | 8.87 | 8.52 | 7.72 | 7.98 | 7.09 | 8.44 | 7.47 |
| 18 | Meghalaya | 9.48 | 8.87 | 7.74 | 7.13 | 6.21 | 6.02 | 6.46 | 6.17 |
| 19 | Mizoram | 11.63 | 11.17 | 10.20 | 9.41 | 8.48 | 8.29 | 7.98 | 7.78 |
| 20 | Nagaland | 10.10 | 9.88 | 9.01 | 8.85 | 9.64 | 9.47 | 9.69 | 9.54 |
| 21 | Orissa | 17.68 | 15.47 | 14.43 | 11.83 | 16.08 | 14.93 | 17.30 | 16.50 |
| 22 | Punjab | 24.72 | 20.80 | 23.53 | 21.72 | 21.19 | 20.22 | 22.22 | 21.65 |
| 23 | Rajasthan | 22.28 | 18.09 | 19.31 | 15.69 | 18.15 | 14.69 | 17.65 | 14.54 |
| 24 | Sikkim | 5.43 | 5.20 | 4.37 | 3.82 | 4.74 | 3.87 | 5.69 | 5.55 |
| 25 | Tamil Nadu | 13.46 | 10.76 | 12.81 | 10.19 | 10.93 | 8.57 | 10.91 | 9.23 |
| 26 | Tripura | 11.64 | 10.86 | 10.71 | 9.11 | 9.36 | 8.12 | 8.45 | 8.02 |
| 27 | Uttarakhand | 13.07 | 12.52 | 13.89 | 13.36 | 14.74 | 14.23 | 13.80 | 13.31 |
| 28 | Uttar Pradesh | 17.29 | 15.92 | 15.76 | 13.94 | 13.24 | 11.33 | 12.43 | 11.29 |
| 29 | West Bengal | 42.12 | 39.47 | 37.74 | 35.45 | 30.33 | 20.42 | 31.12 | 28.07 |
| 30 | Puducherry | 9.93 | 9.61 | 10.16 | 9.36 | 10.71 | 9.64 | 9.75 | 8.87 |
| | All States | 17.55 | 15.14 | 16.00 | 13.77 | 14.41 | 11.95 | 14.44 | 12.58 |

Source: State Finances- A Study of Budgets of 2009-10 , RBI

Table B-22
Gross Fiscal Deficit

Rs. in crores

| Sl.No | States | 2006-07 Accounts | | | 2007-08 Accounts | | | 2008-09 RE | | | 2009-10 BE | | |
|-------|-------------------|------------------|---------------|----------------|------------------|---------------|----------------|---------------|---------------|----------------|---------------|----------------|----------------|
| | | Receipts | Expenditure | Fiscal Deficit | Receipts | Expenditure | Fiscal Deficit | Receipts | Expenditure | Fiscal Deficit | Receipts | Expenditure | Fiscal Deficit |
| 1 | 2 | 3 | 4 | 5 | 6 | 7 | 8 | 9 | 10 | 11 | 12 | 13 | 14 |
| 1 | Andhra Pradesh | 46135 | 51778 | 5643 | 60700 | 69487 | 8787 | 74686 | 85113 | 10427 | 78964 | 95115 | 16151 |
| 2 | Arunachal Pradesh | 2592 | 2486 | -106 | 3003 | 2987 | -16 | 3682 | 4697 | 1015 | 3257 | 4375 | 1118 |
| 3 | Assam | 13667 | 12956 | -711 | 15325 | 14535 | -790 | 23307 | 25484 | 2177 | 23064 | 33928 | 10864 |
| 4 | Bihar | 23083 | 26104 | 3021 | 28210 | 29915 | 1705 | 36317 | 43811 | 7494 | 41837 | 45533 | 3696 |
| 5 | Chhattisgarh | 11450 | 11417 | -33 | 13906 | 14033 | 127 | 16778 | 19034 | 2256 | 18897 | 21462 | 2565 |
| 6 | Delhi | 12194 | 12604 | 410 | 14912 | 16953 | 2041 | 16015 | 20250 | 4235 | 19099 | 21989 | 2890 |
| 7 | Goa | 2610 | 3097 | 487 | 2944 | 3485 | 541 | 3806 | 4702 | 896 | 4137 | 5525 | 1388 |
| 8 | Gujarat | 31005 | 36654 | 5649 | 35785 | 40556 | 4771 | 39684 | 50043 | 10359 | 41815 | 53963 | 12148 |
| 9 | Haryana | 17952 | 16774 | -1179 | 19761 | 21025 | 1264 | 21785 | 25493 | 3708 | 22452 | 31010 | 8558 |
| 10 | Himachal Pradesh | 7835 | 8756 | 921 | 9142 | 9692 | 550 | 10051 | 11915 | 1864 | 10478 | 12070 | 1592 |
| 11 | Jammu and Kashmir | 11983 | 13444 | 1461 | 13901 | 16510 | 2609 | 15811 | 18136 | 2325 | 19362 | 21567 | 2205 |
| 12 | Jharkhand | 10144 | 15402 | 5258 | 11612 | 17829 | 6217 | 16107 | 19859 | 3752 | 17936 | 22168 | 4232 |
| 13 | Karnataka | 37587 | 42275 | 4688 | 41397 | 46728 | 5331 | 43018 | 52375 | 9357 | 50289 | 58783 | 8494 |
| 14 | Kerala | 18189 | 22010 | 3821 | 21114 | 27215 | 6101 | 25063 | 31378 | 6315 | 28155 | 33835 | 5680 |
| 15 | Madhya Pradesh | 25703 | 28457 | 2754 | 30700 | 33483 | 2783 | 34949 | 40321 | 5372 | 39961 | 46397 | 6436 |
| 16 | Maharashtra | 62195 | 73748 | 11553 | 79583 | 76762 | -2821 | 82870 | 99090 | 16220 | 89061 | 115623 | 26562 |
| 17 | Manipur | 2863 | 3338 | 475 | 3508 | 3406 | -102 | 3948 | 4421 | 473 | 4005 | 4412 | 407 |
| 18 | Meghalaya | 2142 | 2217 | 75 | 2441 | 2656 | 215 | 3703 | 3828 | 125 | 3806 | 4421 | 615 |
| 19 | Mizoram | 1969 | 2160 | 191 | 2040 | 2431 | 391 | 2702 | 3073 | 371 | 3009 | 3221 | 212 |
| 20 | Nagaland | 2773 | 2929 | 156 | 2996 | 3393 | 397 | 3443 | 4164 | 721 | 3910 | 4501 | 591 |
| 21 | Orissa | 18033 | 17209 | -823 | 21967 | 20644 | -1323 | 26810 | 29371 | 2561 | 26550 | 32554 | 6004 |
| 22 | Punjab | 16795 | 21179 | 4384 | 19238 | 23841 | 4603 | 22919 | 29775 | 6856 | 24072 | 33732 | 9660 |
| 23 | Rajasthan | 25592 | 29562 | 3970 | 30782 | 34190 | 3408 | 34383 | 40932 | 6549 | 38268 | 46688 | 8420 |
| 24 | Sikkim | 2117 | 2213 | 97 | 2699 | 2764 | 65 | 2972 | 3317 | 345 | 2989 | 3446 | 457 |
| 25 | Tamil Nadu | 40913 | 44869 | 3956 | 47521 | 51206 | 3685 | 55410 | 64658 | 9248 | 58271 | 70095 | 11824 |
| 26 | Tripura | 3333 | 3202 | -131 | 3698 | 3715 | 17 | 4198 | 4954 | 756 | 4614 | 5891 | 1277 |
| 27 | Uttarakhand | 7373 | 8259 | 886 | 7891 | 9633 | 1742 | 8854 | 10411 | 1557 | 11248 | 13319 | 2071 |
| 28 | Uttar Pradesh | 60600 | 70215 | 9615 | 68672 | 82467 | 13795 | 85146 | 105703 | 20557 | 94440 | 117739 | 23299 |
| 29 | West Bengal | 25828 | 37259 | 11431 | 30167 | 41568 | 11401 | 40777 | 53471 | 12694 | 42312 | 65296 | 22984 |
| 30 | Puducherry | 1884 | 2282 | 399 | 2136 | 2467 | 331 | 2438 | 3553 | 1115 | 3067 | 3968 | 901 |
| | All States | 546539 | 624855 | 78317 | 647751 | 725577 | 77827 | 761632 | 913331 | 151699 | 829325 | 1032626 | 203301 |

Source: State Finances- A Study of Budgets of 2009-10, RBI

**Table B-23
State wise Primary Deficit**

Rs. in crores

| Sl.No | States | Primary Deficit(+)/Surplus(-) | | | |
|-------|-------------------|-------------------------------|---------------|--------------|--------------|
| | | 2006-07 | 2007-08 | 2008-09 RE | 2009-10 BE |
| 1 | 2 | 3 | 4 | 5 | 6 |
| 1 | Andhra Pradesh | -1637 | 1198 | 2092 | 7047 |
| 2 | Arunachal Pradesh | -294 | -171 | 787 | 865 |
| 3 | Assam | -2227 | -2302 | 266 | 8756 |
| 4 | Bihar | -395 | -2002 | 3698 | -474 |
| 5 | Chhattisgarh | -1059 | -1013 | 1162 | 1486 |
| 6 | Delhi | -1800 | -463 | 1723 | 154 |
| 7 | Goa | 60 | 94 | 347 | 816 |
| 8 | Gujarat | -1283 | -2713 | 2448 | 3652 |
| 9 | Haryana | -3444 | -1082 | 1354 | 5557 |
| 10 | Himachal Pradesh | -748 | -1153 | -19 | -457 |
| 11 | Jammu and Kashmir | 260 | 578 | 725 | 479 |
| 12 | Jharkhand | 4481 | 4235 | 1615 | 1803 |
| 13 | Karnataka | 452 | 825 | 4579 | 2916 |
| 14 | Kerala | -369 | 1771 | 1500 | 368 |
| 15 | Madhya Pradesh | -1275 | -1408 | 888 | 1471 |
| 16 | Maharashtra | -103 | -15025 | 3913 | 12211 |
| 17 | Manipur | 186 | -401 | 158 | 69 |
| 18 | Meghalaya | -128 | 26 | -105 | 369 |
| 19 | Mizoram | -38 | 183 | 142 | -28 |
| 20 | Nagaland | -124 | 127 | 389 | 212 |
| 21 | Orissa | -4011 | -4492 | -1751 | 1411 |
| 22 | Punjab | 232 | 76 | 2000 | 4311 |
| 23 | Rajasthan | -1732 | -2535 | 307 | 1666 |
| 24 | Sikkim | -18 | -53 | 204 | 287 |
| 25 | Tamil Nadu | -1550 | -2401 | 3193 | 5469 |
| 26 | Tripura | -519 | -379 | 363 | 887 |
| 27 | Uttarakhand | -78 | 646 | 267 | 560 |
| 28 | Uttar Pradesh | -862 | 2975 | 9282 | 11557 |
| 29 | West Bengal | 552 | 17 | 327 | 9815 |
| 30 | Puducherry | 212 | 114 | 854 | 602 |
| | All States | -17260 | -24725 | 42706 | 83839 |

Source: State Finances- A Study of Budgets of 2009-10 , RBI